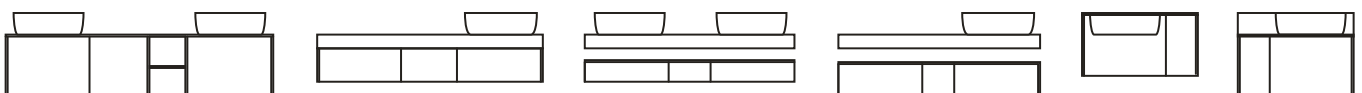


PRICELIST 2022

RECOMMENDED RETAIL PRICES EXCLUDING VAT
VALID FROM 1.3.2022

BONBON.....	2
MOOD	6
VIPP/VIPP M	8
CHIC	12
FOREVER	18
DREAM TOP.....	26
COUNTERTOPS, BOTTOM CABINETS, STOOL.....	30
MIRRORS/MIRROR CABINETS	32
LIGHTING	36
SIDE CABINETS, ACCESSORIES	37
CORIAN INTEGRATED WASHBASINS.....	39
CERAMIC WASHBASINS.....	40
MATERIAL CHARACTERISTICS AND MAINTENANCE.....	42
GENERAL TERMS.....	43





VANITY UNITS



↔ 60 CM

BON60.#	Vanity unit with a drawer	60X40X50	#1, #2, #3	1513,-
CML0500A	CAMEO ceramic washbasin no overflow no taphole	60X14X50		555,-
CML0500/1A	CAMEO ceramic washbasin no overflow with taphole	60X14X50		570,-
PI4UC00A	Free flow ceramic drain glossy white			80,-

NECESSARY ACCESSORIES

HL137	Furniture siphon			34,-
-------	------------------	--	--	------



↔ 75 CM

BON7550.#	Vanity unit with a drawer on left and door on right	75X40X50	#1, #2, #3	1997,-
CML0600A	CAMEO ceramic washbasin no overflow no taphole	75X14X50		620,-
CML0600/1A	CAMEO ceramic washbasin no overflow with taphole behind washbasin	75X14X50		635,-
PI4UC00A	Free flow ceramic drain glossy white			80,-

BON7540.#	Vanity unit with a drawer	75X40X40	#1, #2, #3	1946,-
CML0400A	CAMEO ceramic washbasin no overflow no taphole	75X14X40		600,-
CML0400/1A	CAMEO ceramic washbasin no overflow with taphole on right	75X14X40		615,-
PI4FC00A	Free flow ceramic drain glossy white			80,-

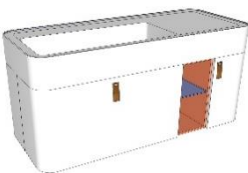


↔ 90 CM

BON9050.#	Vanity unit with a drawer on left and door on right	90X40X50	#1, #2, #3	2239,-
CML0700A	CAMEO ceramic washbasin no overflow no taphole	90X14X50		715,-
CML0700/1A	CAMEO ceramic washbasin no overflow with taphole behind washbasin	90X14X50		730,-
PI4UC00A	Free flow ceramic drain glossy white			80,-

NECESSARY ACCESSORIES

HL137	Furniture siphon			34,-
-------	------------------	--	--	------



↔ 120 CM

BON12050.#/#	Vanity unit with a drawer on left and door on right	120X40X50	#1, #2, #3 / #1, #2, #3	2477,-
CML0800A	CAMEO ceramic washbasin no overflow no taphole	120X14X50		1010,-
CML0800/1A	CAMEO ceramic washbasin no overflow with taphole behind washbasin	120X14X50		1025,-
PI4UC00A	Free flow ceramic drain glossy white			80,-

NECESSARY ACCESSORIES

HL137	Furniture siphon			34,-
-------	------------------	--	--	------

FREESTANDING VANITY UNITS



← 60 CM

BONXL60L.#	Vanity unit with door - left	60X72X50	#1, #2, #3	1752,-
BONXL60P.#	Vanity unit with door - right	60X72X50	#1, #2, #3	1752,-
CML0500A	CAMEO ceramic washbasin with overflow with taphole on right	60X14X50		555,-
CML0500/1A	CAMEO ceramic washbasin no overflow with taphole	60X14X50		570,-
PI4UC00A	Free flow ceramic drain glossy white			80,-

NECESSARY ACCESSORIES

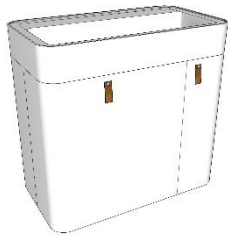
HL137	Furniture siphon			34,-
-------	------------------	--	--	------



← 75 CM

BONXL7550.#	Vanity unit with a drawer and organizer on left and door on right	75X72X50	#1, #2, #3	2315,-
CML0600A	CAMEO ceramic washbasin no overflow no taphole	75X14X50		620,-
CML0600/1A	CAMEO ceramic washbasin no overflow with taphole behind washbasin	75X14X50		635,-
PI4UC00A	Free flow ceramic drain glossy white			80,-

BONXL7540.#	Vanity unit with a drawer and organizer on left and door on right	75X72X40	#1, #2, #3	2289,-
CML0400A	CAMEO ceramic washbasin no overflow no taphole	75X14X40		600,-
CML0400/1A	CAMEO ceramic washbasin no overflow with taphole on right	75X14X40		615,-
PI4FC00A	Free flow ceramic drain glossy white			80,-

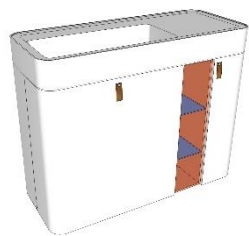


← 90 CM

BONXL9050.#	Vanity unit with a drawer and organizer on left and door on right	90X72X50	#1, #2, #3	2682,-
CML0700A	CAMEO ceramic washbasin no overflow no taphole	90X14X50		715,-
CML0700/1A	CAMEO ceramic washbasin no overflow with taphole behind washbasin	90X14X50		730,-
PI4UC00A	Free flow ceramic drain glossy white			80,-

NECESSARY ACCESSORIES

HL137	Furniture siphon			34,-
-------	------------------	--	--	------



← 120 CM

BONXL12050.#/#	Vanity unit with a drawer and organizer on left and door on right	120X72X50	#1, #2, #3 / #1, #2, #3	2909,-
CML0800A	CAMEO ceramic washbasin no overflow no taphole	120X14X50		1010,-
CML0800/1A	CAMEO ceramic washbasin no overflow with taphole behind washbasin	120X14X50		1025,-
PI4UC00A	Free flow ceramic drain glossy white			80,-

NECESSARY ACCESSORIES

HL137	Furniture siphon			34,-
-------	------------------	--	--	------

CODE

IN THE ORDER CODE IT IS NECESSARY TO ENTER THE FINISH

VANITY UNITS
FINISH

OPEN SHELVES
FINISH

BON120.#/ #

FINISH

#1 LACQUER
0000 – white glossy lacquer
0000MAT – white matt
lacquer



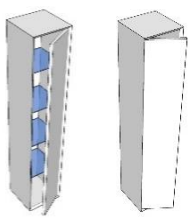

#2 NATURAL VENEER
DSP – knotted oak stained „vintage“
DS0 – knotted oak natural
DSB – bleached knotted oak
SBO – knotted oak stained black
DWD0 – oak stained wenge
DBD0 – bleached oak
DND0 – natural oak
ND00 – walnut

#3 SPECIAL NATURAL VENEER
ECKO – smoke eucalyptus

EXTRA CHARGE FOR COLOUR FINISH/ 1X PER ORDER REGARDLESS OF NUMBER OF ITEMS

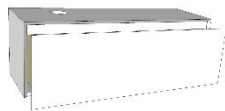
		CZK	EUR
Q99.xxxx.L	RAL/NCS glossy	3500,-	143,-
Q99.xxxx.MAT	RAL/NCS matt	3500,-	143,-



MOOD	CODE	DESCRIPTION	W x H x D	FINISH	EUR
 ← 90 CM	MDX90.###	Vanity unit with a drawer and organizer	90X30X52	#1 / #1,#2 #1 / #G, #3 #1 / #4 #5 / #1,#2 #5 / #G, #5 #5 / #4	1306,- 1383,- 1432,- 1076,- 1153,- 1203,-
 ← 120 / 150 / 180 CM	MDX120.###	Vanity unit with 2 drawers and organizers	120X30X52	#1 / #1,#2 #1 / #G, #3 #1 / #4 #5 / #1,#2 #5 / #G, #5 #5 / #4	1952,- 2055,- 2121,- 1658,- 1760,- 1826,-
	MDX150.###	Vanity unit with 2 drawers and organizers	150X30X52	#1 / #1,#2 #1 / #G, #3 #1 / #4 #5 / #1,#2 #5 / #G, #5 #5 / #4	2123,- 2251,- 2334,- 1737,- 1865,- 1948,-
	MDX180.###	Vanity unit with 2 drawers and organizers	180X30X52	#1 / #1,#2 #1 / #G, #3 #1 / #4 #5 / #1,#2 #5 / #G, #5 #5 / #4	2274,- 2428,- 2528,- 1823,- 1977,- 2076,-
NECESSARY ACCESSORIES					
	HL137	Furniture siphon			34,-
Washbasin and taphole cut-outs have to be ordered separately!					
	VBAT	Taphole			0,-
	Washbasin code	Custom-made washbasin cut-out. Template is needed upon ordering. NETTO PRICE!			82,-
	DIAGRAM	Diagram of washbasin and tap cut-outs.			
	MDX35150P.###	Tall cabinet with glass shelves- right	35X150X30	#1 / #1,#2 #1 / #G, #3 #1 / #4 #5 / #1,#2 #5 / #G, #5 #5 / #4	1052,- 1180,- 1263,- 1099,- 1227,- 1310,-
	MDX35150L.###	Tall cabinet with glass shelves- left		#1 / #1,#2 #1 / #G, #3 #1 / #4 #5 / #1,#2 #5 / #G, #5 #5 / #4	1052,- 1180,- 1263,- 1099,- 1227,- 1310,-
	MDXO35150.#	Tall cabinet with open glass shelves mirror back-bronze mirror	35X150X30 35X150X30	#1 #5	933,- 980,-
CODE	FINISH				
BODY/ TOP FINISH	#5 SOLID WOOD - body DMSP – oak stained „vintage“ DM00 – oak natural DMTK – oak stained teak DMB0 – blanched oak DMW0 – oak stained wenge		#1 body in LACQUER/ top in COMPACT LAMINATE 0000 – body glossy white lacquer/ top white TOUCH B188 0000MAT – body matt white lacquer/ top white TOUCH B188 9004 – body glossy black lacquer/ top black TOUCH N110 9004MAT – body matt black lacquer/ top black TOUCH N110 7004 – body glossy grey lacquer/ top grey TOUCH G176 7004MAT – body matt grey lacquer/ top grey TOUCH G176		#2 NATURAL VENEER DSP – knotted oak stained „vintage“ DS0 – knotted oak natural DSB– bleached knotted oak SBO – knotted oak stained black DWD0 – oak stained wenge DBD0 – bleached oak DND0 – natural oak ND00 – walnut
FRONT FINISH	#G GLASS G RAL– sattiv extraclear glass lacquered (specify RAL/NCS) ZKK– bronze mirror S3DB – 3D white matt glass S3DK – 3D black matt glass		#4 GROOVES – fronts DNVV– natural oak veneer with grooves V0000– white glossy lacquer with grooves V0000MAT – white matt lacquer with grooves		#3 SPECIAL NATURAL VENEER ECKO – smoke eucalyptus HBKO - oak old wood HBAD - oak light old wood
MDX150.###					
EXTRA CHARGE FOR COLOUR FINISH/ 1X PER ORDER REGARDLESS OF NUMBER OF ITEMS					
	Q99.xxxx.L	RAL/NCS glossy		CZK	EUR
	Q99.xxxx.MAT	RAL/NCS matt		3500,-	143,-
				3500,-	143,-



VANITY UNITS FOR COUNTERTOP
WASHBASINS OR INTEGRATED CORIAN
WASHBASINS (INTO CORIAN TOP),
D. 40

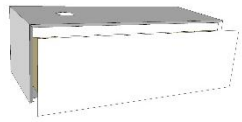


↔ 60 / 80 / 100 / 120 / 140 CM

CODE	DESCRIPTION	W x H x D	FINISH	EUR
	Vanity unit with a drawer and organizer			
SHX40G.60.#	top satin glass extraclear 6mm RAL 9003 white		#1, #2 #3, #4	1291,- 1571,-
SHX40K.60.#	top compact laminate 6mm K= N110 - black deep matt TOUCH K= B188 – white deep matt TOUCH K= G176 – grey deep matt TOUCH	60X40X40	#1, #2 #3, #4	1300,- 1579,-
SHX40GW.60.#	top Corian white (Glacier white)		#1, #2 #3, #4	1324,- 1473,-
	Vanity unit with a drawer and organizer			
SHX40G.80.#	top satin glass extraclear 6mm RAL 9003 white		#1, #2 #3, #4	1401,- 1720,-
SHX40K.80.#	top compact laminate 6mm K= N110 - black deep matt TOUCH K= B188 – white deep matt TOUCH K= G176 – grey deep matt TOUCH	80X40X40	#1, #2 #3, #4	1385,- 1704,-
SHX40GW.80.#	top Corian white (Glacier white)		#1, #2 #3, #4	1416,- 1562,-
	Vanity unit with a drawer and organizer			
SHX40G.100.#	top satin glass extraclear 6mm RAL 9003 white		#1, #2 #3, #4	1511,- 1870,-
SHX40K.100.#	top compact laminate 6mm K= N110 - black deep matt TOUCH K= B188 – white deep matt TOUCH K= G176 – grey deep matt TOUCH	100X40X40	#1, #2 #3, #4	1470,- 1828,-
SHX40GW.100.#	top Corian white (Glacier white)		#1, #2 #3, #4	1509,- 1651,-
	Vanity unit with a drawer and organizer			
SHX40G.120.#	top satin glass extraclear 6mm RAL 9003 white		#1, #2 #3, #4	1709,- 2108,-
SHX40K.120.#	top compact laminate 6mm K= N110 - black deep matt TOUCH K= B188 – white deep matt TOUCH K= G176 – grey deep matt TOUCH	120X40X40	#1, #2 #3, #4	1580,- 1978,-
SHX40GW.120.#	top Corian white (Glacier white)		#1, #2 #3, #4	1627,- 1765,-
	Vanity unit with a drawer and organizer			
SHX40G.140.#	top satin glass extraclear 6mm RAL 9003 white		#1, #2 #3, #4	1809,- 2248,-
SHX40K.140.#	top compact laminate 6mm K= N110 - black deep matt TOUCH K= B188 – white deep matt TOUCH K= G176 – grey deep matt TOUCH	140X40X40	#1, #2 #3, #4	1676,- 2115,-
SHX40GW.140.#	top Corian white (Glacier white)		#1, #2 #3, #4	1731,- 1866,-
NECESSARY ACCESSORIES				
HL137	Furniture siphon			34,-
Washbasin and taphole cut-outs have to be ordered separately!				
VBAT	Taphole			0,-
Washbasin code	Custom-made washbasin cut-out. Template is needed upon ordering. NETTO PRICE!			82,-
DIAGRAM	Diagram of washbasin and tap cut-outs.			

! * IMPORTANT!
CORIAN WASHBASINS CAN BE INTEGRATED INTO GLACIER WHITE CORIAN TOPS (SEE P.39)

VANITY UNITS FOR COUNTERTOP WASHBASINS OR INTEGRATED CORIAN WASHBASINS (INTO CORIAN TOP), D. 50

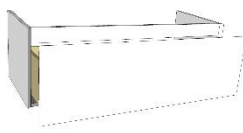



↔ 60 / 80 / 100 / 120 / 140 CM

Vanity unit with a drawer and organizer				
SHX50G.60.#	top satin glass extraclear 6mm RAL 9003 white		#1, #2 #3, #4	1316,- 1635,-
SHX50K.60.#	top compact laminate 6mm K= N110 - black deep matt TOUCH K= B188 - white deep matt TOUCH K= G176 - grey deep matt TOUCH	60X40X49,6	#1, #2 #3, #4	1337,- 1656,-
SHX50GW.60.#	top Corian white (Glacier white)		#1, #2 #3, #4	1324,- 1513,-
Vanity unit with a drawer and organizer				
SHX50G.80.#	top satin glass extraclear 6mm RAL 9003 white		#1, #2 #3, #4	1434,- 1793,-
SHX50K.80.#	top compact laminate 6mm K= N110 - black deep matt TOUCH K= B188 - white deep matt TOUCH K= G176 - grey deep matt TOUCH	80X40X49,6	#1, #2 #3, #4	1434,- 1793,-
SHX50GW.80.#	top Corian white (Glacier white)		#1, #2 #3, #4	1416,- 1602,-
Vanity unit with a drawer and organizer				
SHX50G.100.#	top satin glass extraclear 6mm RAL 9003 white		#1, #2 #3, #4	1553,- 1951,-
SHX50K.100.#	top compact laminate 6mm K= N110 - black deep matt TOUCH K= B188 - white deep matt TOUCH K= G176 - grey deep matt TOUCH	100X40X49,6	#1, #2 #3, #4	1531,- 1930,-
SHX50GW.100.#	top Corian white (Glacier white)		#1, #2 #3, #4	1509,- 1691,-
Vanity unit with a drawer and organizer				
SHX50G.120.#	top satin glass extraclear 6mm RAL 9003 white		#1, #2 #3, #4	1759,- 2197,-
SHX50K.120.#	top compact laminate 6mm K= N110 - black deep matt TOUCH K= B188 - white deep matt TOUCH K= G176 - grey deep matt TOUCH	120X40X49,6	#1, #2 #3, #4	1653,- 2092,-
SHX50GW.120.#	top Corian white (Glacier white)		#1, #2 #3, #4	1627,- 1805,-
Vanity unit with a drawer and organizer				
SHX50G.140.#	top satin glass extraclear 6mm RAL 9003 white		#1, #2 #3, #4	1867,- 2345,-
SHX50K.140.#	top compact laminate 6mm K= N110 - black deep matt TOUCH K= B188 - white deep matt TOUCH K= G176 - grey deep matt TOUCH	140X40X49,6	#1, #2 #3, #4	1762,- 2240,-
SHX50GW.140.#	top Corian white (Glacier white)		#1, #2 #3, #4	1731,- 1906,-

NECESSARY ACCESSORIES				
HL137	Furniture siphon			34,-
Washbasin and taphole cut-outs have to be ordered separately!				
VBAT	Taphole			0,-
Washbasin code	Custom-made washbasin cut-out. Template is needed upon ordering. NETTO PRICE!			82,-
DIAGRAM	Diagram of washbasin and tap cut-outs.			

! * IMPORTANT!
CORIAN WASHBASINS CAN BE INTEGRATED INTO GLACIER WHITE CORIAN TOPS (SEE P.39)


VIPP M	CODE	DESCRIPTION	W x H x D	FINISH	EUR
 <p>← 60 / 80 / 100 / 120 / 140 CM</p>	VANITIES FOR CORIAN WASHBASINS, D. 50				
	SHMX.60.#	Vanity for Corian washbasin, with a drawer and organizer	60X40X49,6	#1, #2 #3, #4	997,- 1316,-
	SHMX.80.#	Vanity for Corian washbasin, with a drawer and organizer	80X40X49,6	#1, #2 #3, #4	1033,- 1392,-
	SHMX.100.#	Vanity for Corian washbasin, with a drawer and organizer	100X40X49,6	#1, #2 #3, #4	1068,- 1467,-
	SHMX.120.#	Vanity for Corian washbasin, with a drawer and organizer	120X40X49,6	#1, #2 #3, #4	1104,- 1543,-
	SHMX.140.#	Vanity for Corian washbasin, with a drawer and organizer	140X40X49,6	#1, #2 #3, #4	1152,- 1630,-

	SHX400P.#	Open shelf	40X40X49,6	#1, #2	772,-
	SHX400P.#	Open shelf	40X40X49,6	#3	1024,-
	CORL05.60.#	Corian washbasin, no overflow, w/o shelves on sides	60X10X49,6	# GW # AC	1625,- 1898,-
	CORL05.80.#	Corian washbasin, no overflow, w/o shelves on sides	80X10X49,6	# GW # AC	1734,- 2098,-
	CORL05.100.#	Corian washbasin, no overflow, w/o shelves on sides	100X10X49,6	# GW # AC	1922,- 2377,-
	CORL05.120.#	Corian washbasin, no overflow, w/o shelves on sides	120X10X49,6	# GW # AC	2111,- 2657,-
	CORL05.140.#	Corian washbasin, no overflow, w/o shelves on sides	140X10X49,6	# GW # AC	2284,- 2922,-
	CORL05P20L.#	20cm shelf on left. To be ordered with the washbasin.	20X10X49,6	# GW # AC	224,- 303,-
	CORL05P20P.#	20cm shelf on right. To be ordered with the washbasin.	20X10X49,6	# GW # AC	224,- 303,-
	CORL05P40L.#	40cm shelf on left. To be ordered with the washbasin.	40X10x49,6	# GW # AC	263,- 388,-
	CORL05P40P.#	40cm shelf on right. To be ordered with the washbasin	40X10X49,69	# GW # AC	263,- 388,-
	CORL05PP.#	Sliding sheet	20X1,2X48	# GW # AC	214,- 282,-

*** IMPORTANT!**
 VIPP M VANITIES ARE COMPATIBLE WITH FOREVER TOPS H. 9,1 CM (P. 22) IN ALL MATERIALS INCLUDING CORIAN TOPS WITH INTEGRATED WASHBASINS (P. 39). CORL05xxx WASHBASINS ARE COMPATIBLE WITH FOREVER VANITIES.

NECESSARY ACCESSORIES

HL137	Furniture siphon	34,-
Washbasin and taphole cut-outs have to be ordered separately!		
VBAT	Taphole	0,-

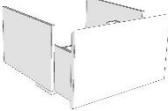
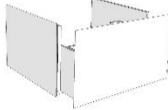
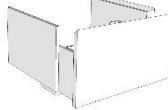

CODE	FINISH
 <p>SHX50G.80.#</p>	#1 LACQUER 0000 – white glossy lacquer 0000MAT – white matt lacquer
	#2 NATURAL VENEER DSP – knotted oak stained „vintage“ DSO – knotted oak natural DSB – bleached knotted oak SBO – knotted oak stained black DWD0 – oak stained wenge DBD0 – bleached oak DND0 – natural oak ND00 – walnut
	#3 SPECIAL NATURAL VENEER ECKO – smoke eucalyptus HBKO – oak old wood HBAD – oak light old wood
	#4 GROOVES – fronts DNVV – natural oak veneer with grooves V0000 – white glossy lacquer with grooves V0000MAT – white matt lacquer with grooves
	CORIAN –CORL05 washbasin GW – Glacier White AC – Ash Concrete

EXTRA CHARGE FOR COLOUR FINISH/ 1X PER ORDER REGARDLESS OF NUMBER OF ITEMS

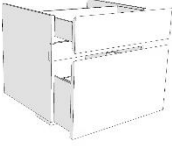
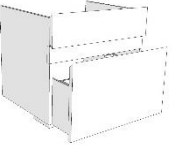
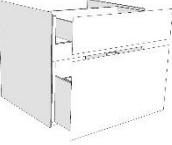
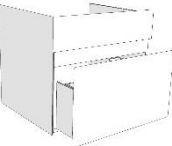
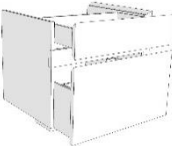
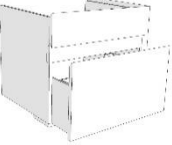
		CZK	EUR
Q99.xxxx.L	RAL/NCS glossy	3500,-	143,-
Q99.xxxx.MAT	RAL/NCS matt	3500,-	143,-








CHIC

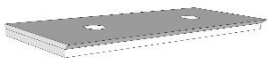
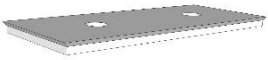

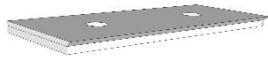
	CODE	DESCRIPTION	W x H x D	FINISH	EUR
MIDDLE VANITY (WITHOUT SIDE PANEL) 	VM30M.#	Vanity unit with a drawer and organizer	30X36,3X49,6	#1, #2 #3, #4, #HPL/#5	782,- 803,-
	VM40M.#	Vanity unit with a drawer and organizer	40X36,3X49,6	#1, #2 #3, #4, #HPL/#5	801,- 837,-
	VM60M.#	Vanity unit with a drawer and organizer	60X36,3X49,6	#1, #2 #3, #4, #HPL/#5	839,- 906,-
	VM75M.#	Vanity unit with a drawer and organizer	75X36,3X49,6	#1, #2 #3, #4, #HPL/#5	867,- 958,-
	VM90M.#	Vanity unit with a drawer and organizer	90X36,3X49,6	#1, #2 #3, #4, #HPL/#5	895,- 1009,-
	LEFT VANITY (WITH SIDE PANEL ON LEFT) 	VM32L.#	Vanity unit with a drawer and organizer	32X36,3X49,6	#1, #2 #3, #4, #HPL/#5
VM42L.#		Vanity unit with a drawer and organizer	42X36,3X49,6	#1, #2 #3, #4, #HPL/#5	873,- 1078,-
VM62L.#		Vanity unit with a drawer and organizer	62X36,3X49,6	#1, #2 #3, #4, #HPL/#5	911,- 1147,-
VM77L.#		Vanity unit with a drawer and organizer	77X36,3X49,6	#1, #2 #3, #4, #HPL/#5	939,- 1198,-
VM92L.#		Vanity unit with a drawer and organizer	92X36,3X49,6	#1, #2 #3, #4, #HPL/#5	967,- 1250,-
RIGHT VANITY (WITH SIDE PANEL ON RIGHT) 		VM32P.#	Vanity unit with a drawer and organizer	32X36,3X49,6	#1, #2 #3, #4, #HPL/#5
	VM42P.#	Vanity unit with a drawer and organizer	42X36,3X49,6	#1, #2 #3, #4, #HPL/#5	873,- 1078,-
	VM62P.#	Vanity unit with a drawer and organizer	62X36,3X49,6	#1, #2 #3, #4, #HPL/#5	911,- 1147,-
	VM77P.#	Vanity unit with a drawer and organizer	77X36,3X49,6	#1, #2 #3, #4, #HPL/#5	939,- 1198,-
	VM92P.#	Vanity unit with a drawer and organizer	92X36,3X49,6	#1, #2 #3, #4, #HPL/#5	967,- 1250,-
	CORNER FINISHING ELEMENT 	VML3L.#	Finishing element for left corner	3X36,3X2	#1, #2 #3, #4, #HPL/#5
VML3P.#		Finishing element for right corner	3X36,3X2	#1, #2 #3, #4, #HPL/#5	61,- 132,-

CHIC M

	CODE	DESCRIPTION	W x H x D	FINISH	EUR
MIDDLE VANITY (WITHOUT SIDE PANEL)					
	VM230M.#	Vanity unit with 2 drawers	30X54,3X49,6	#1, #2	1091,-
				#3, #4, #HPL/#5	1112,-
	VM240M.#	Vanity unit with 2 drawers	40X54,3X49,6	#1, #2	1115,-
				#3, #4, #HPL/#5	1156,-
	VM260M.#	Vanity unit with 2 drawers	60X54,3X49,6	#1, #2	1162,-
			#3, #4, #HPL/#5	1245,-	
	VM275M.#	Vanity unit with 2 drawers	75X54,3X49,6	#1, #2	1198,-
			#3, #4, #HPL/#5	1312,-	
	VM290M.#	Vanity unit with 2 drawers	90X54,3X49,6	#1, #2	1232,-
			#3, #4, #HPL/#5	1379,-	
	VM160M.#	Vanity unit for under counter or integrated washbasin with 1 drawer and fixed top front	60X54,3X49,6	#1, #2	866,-
				#3, #4, #HPL/#5	948,-
	VM175M.#	Vanity unit for under counter or integrated washbasin with 1 drawer and fixed top front	75X54,3X49,6	#1, #2	901,-
				#3, #4, #HPL/#5	1025,-
	VM190M.#	Vanity unit for under counter or integrated washbasin with 1 drawer and fixed top front	90X54,3X49,6	#1, #2	935,-
			#3, #4, #HPL/#5	1082,-	
LEFT VANITY (WITH SIDE PANEL ON LEFT)					
	VM232L.#	Vanity unit with 2 drawers	32X54,3X49,6	#1, #2	1174,-
				#3, #4, #HPL/#5	1400,-
	VM242L.#	Vanity unit with 2 drawers	42X54,3X49,6	#1, #2	1198,-
				#3, #4, #HPL/#5	1445,-
	VM262L.#	Vanity unit with 2 drawers	62X54,3X49,6	#1, #2	1245,-
			#3, #4, #HPL/#5	1534,-	
	VM277L.#	Vanity unit with 2 drawers	77X54,3X49,6	#1, #2	1281,-
			#3, #4, #HPL/#5	1600,-	
	VM292L.#	Vanity unit with 2 drawers	92X54,3X49,6	#1, #2	1315,-
			#3, #4, #HPL/#5	1667,-	
	VM162L.#	Vanity unit for under counter or integrated washbasin with 1 drawer and fixed top front	62X54,3X49,6	#1, #2	949,-
				#3, #4, #HPL/#5	1370,-
	VM177L.#	Vanity unit for under counter or integrated washbasin with 1 drawer and fixed top front	77X54,3X49,6	#1, #2	984,-
				#3, #4, #HPL/#5	1314,-
	VM192L.#	Vanity unit for under counter or integrated washbasin with 1 drawer and fixed top front	92X54,3X49,6	#1, #2	1018,-
			#3, #4, #HPL/#5	1370,-	
RIGHT VANITY (WITH SIDE PANEL ON RIGHT)					
	VM232P.#	Vanity unit with 2 drawers	32X54,3X49,6	#1, #2	1174,-
				#3, #4, #HPL/#5	1400,-
	VM242P.#	Vanity unit with 2 drawers	42X54,3X49,6	#1, #2	1198,-
				#3, #4, #HPL/#5	1445,-
	VM262P.#	Vanity unit with 2 drawers	62X54,3X49,6	#1, #2	1245,-
			#3, #4, #HPL/#5	1534,-	
	VM277P.#	Vanity unit with 2 drawers	77X54,3X49,6	#1, #2	1281,-
			#3, #4, #HPL/#5	1600,-	
	VM292P.#	Vanity unit with 2 drawers	92X54,3X49,6	#1, #2	1315,-
			#3, #4, #HPL/#5	1667,-	
	VM162P.#	Vanity unit for under counter or integrated washbasin with 1 drawer and fixed top front	62X54,3X49,6	#1, #2	949,-
				#3, #4, #HPL/#5	1370,-
	VM177P.#	Vanity unit for under counter or integrated washbasin with 1 drawer and fixed top front	77X54,3X49,6	#1, #2	984,-
				#3, #4, #HPL/#5	1314,-
	VM192P.#	Vanity unit for under counter or integrated washbasin with 1 drawer and fixed top front	92X54,3X49,6	#1, #2	1018,-
			#3, #4, #HPL/#5	1370,-	

	CODE	DESCRIPTION	W x H x D	FINISH	EUR
CORNER FINISHING ELEMENT					
	VML23L.#	Finishing element for left corner	3X54,3X2	#1, #2	67,-
				#3, #4, #HPL/#5	142,-
	VML23P.#	Finishing element for right corner	3X54,3X2	#1, #2	67,-
				#3, #4, #HPL/#5	142,-
NON-CORNER TOP FOR 1 WASHBASIN					
	VMTAxxx.##	Non-corner top for 1 washbasin	64-100X~5X49,5	#HPL/#5 #G/#1 #2, #3 #GW/#1,#2, #3	434,- 622,- 566,-
	VMTBxxx.##	Non-corner top for 1 washbasin	101-120X~5X49,5	#HPL/#5 #G/#1 #2, #3 #GW/#1,#2, #3	505,- 707,- 635,-
	VMTCxxx.##	Non-corner top for 1 washbasin	121-150X~5X49,5	#HPL/#5 #G/#1 #2, #3 #GW/#1,#2, #3	618,- 833,- 737,-
	VMTDxxx.##	Non-corner top for 1 washbasin	151-200X~5X49,5	#HPL/#5 #G/#1 #2, #3 #GW/#1,#2, #3	765,- 1022,- 904,-
	VMTExxx.##	Non-corner top for 1 washbasin	201-250X~5X49,5	#HPL/#5 #G/#1 #2, #3 #GW/#1,#2, #3	950,- 1233,- 1075,-
NON-CORNER TOP FOR 2 WASHBASINS					
	VMT2Bxxx.##	Non-corner top for 2 washbasins	101-120X~5X49,5	#HPL/#5 #G/#1 #2, #3 #GW/#1,#2, #3	505,- 852,- 670,-
	VMT2Cxxx.##	Non-corner top for 2 washbasins	121-150X~5X49,5	#HPL/#5 #G/#1 #2, #3 #GW/#1,#2, #3	618,- 979,- 773,-
	VMT2Dxxx.##	Non-corner top for 2 washbasins	151-200X~5X49,5	#HPL/#5 #G/#1 #2, #3 #GW/#1,#2, #3	765,- 1168,- 940,-
	VMT2Exxx.##	Non-corner top for 2 washbasins	201-250x~5X49,5	#HPL/#5 #G/#1 #2, #3 #GW/#1,#2, #3	950,- 1379,- 1110,-
LEFT CORNER TOP FOR 1 WASHBASIN					
	VMTALxxx.##	Left corner top for 1 washbasin	64-100X~5X49,5	#HPL/#5 #G/#1 #2, #3 #GW/#1,#2, #3	434,- 622,- 566,-
	VMTBLxxx.##	Left corner top for 1 washbasin	101-120X~5X49,5	#HPL/#5 #G/#1 #2, #3 #GW/#1,#2, #3	505,- 707,- 635,-
	VMTCLxxx.##	Left corner top for 1 washbasin	121-150X~5X49,5	#HPL/#5 #G/#1 #2, #3 #GW/#1,#2, #3	618,- 833,- 737,-
	VMTDLxxx.##	Left corner top for 1 washbasin	151-200X~5X49,5	#HPL/#5 #G/#1 #2, #3 #GW/#1,#2, #3	765,- 1022,- 904,-
	VMTELxxx.##	Left corner top for 1 washbasin	201-250X~5X49,5	#HPL/#5 #G/#1 #2, #3 #GW/#1,#2, #3	950,- 1233,- 1075,-
RIGHT CORNER TOP FOR 1 WASHBASIN					
	VMTAPxxx.##	Right corner top for 1 washbasin	64-100X~5X49,5	#HPL/#5 #G/#1 #2, #3 #GW/#1,#2, #3	434,- 622,- 566,-
	VMTBPxxx.##	Right corner top for 1 washbasin	101-120X~5X49,5	#HPL/#5 #G/#1 #2, #3 #GW/#1,#2, #3	505,- 707,- 635,-
	VMTCPxxx.##	Right corner top for 1 washbasin	121-150X~5X49,5	#HPL/#5 #G/#1 #2, #3 #GW/#1,#2, #3	618,- 833,- 737,-
	VMTDPxxx.##	Right corner top for 1 washbasin	151-200X~5X49,5	#HPL/#5 #G/#1 #2, #3 #GW/#1,#2, #3	765,- 1022,- 904,-
	VMTEPxxx.##	Right corner top for 1 washbasin	201-250X~5X49,5	#HPL/#5 #G/#1 #2, #3 #GW/#1,#2, #3	950,- 1233,- 1075,-

CHIC / CHIC M

	CODE	DESCRIPTION	W x H x D	FINISH	EUR
LEFT CORNER TOP FOR 2 WASHBASINS 	VMT2BLxxx.##	Left corner top for 2 washbasins	101-120X~5X49,5	#HPL/#5 #G/#1,#2, #3 #GW/#1,#2, #3	505,- 852,- 670,-
	VMT2CLxxx.##	Left corner top for 2 washbasins	121-150X~5X49,5	#HPL/#5 #G/#1,#2, #3 #GW/#1,#2, #3	618,- 979,- 773,-
	VMT2DLxxx.##	Left corner top for 2 washbasins	151-200X~5X49,5	#HPL/#5 #G/#1,#2, #3 #GW/#1,#2, #3	765,- 1168,- 940,-
	VMT2ELxxx.##	Left corner top for 2 washbasins	201-250X~5X49,5	#HPL/#5 #G/#1,#2, #3 #GW/#1,#2, #3	950,- 1379,- 1110,-
RIGHT CORNER TOP FOR 2 WASHBASINS 	VMT2BPxxx.##	Right corner top for 2 washbasins	101-120X~5X49,5	#HPL/#5 #G/#1,#2, #3 #GW/#1,#2, #3	505,- 852,- 670,-
	VMT2CPxxx.##	Right corner top for 2 washbasins	121-150X~5X49,5	#HPL/#5 #G/#1,#2, #3 #GW/#1,#2, #3	618,- 979,- 773,-
	VMT2DPxxx.##	Right corner top for 2 washbasins	151-200X~5X49,5	#HPL/#5 #G/#1,#2, #3 #GW/#1,#2, #3	765,- 1168,- 940,-
	VMT2EPxxx.##	Right corner top for 2 washbasins	201-250X~5X49,5	#HPL/#5 #G/#1,#2, #3 #GW/#1,#2, #3	950,- 1379,- 1110,-
BETWEEN WALLS TOP FOR 1 WASHBASIN 	VMTANxxx.##	Between walls top for 1 washbasin	64-100X~5X49,5	#HPL/#5 #G/#1 #2, #3 #GW/#1,#2, #3	434,- 622,- 566,-
	VMTBNxxx.##	Between walls top for 1 washbasin	101-120X~5X49,5	#HPL/#5 #G/#1 #2, #3 #GW/#1,#2, #3	505,- 707,- 635,-
	VMTCNxxx.##	Between walls top for 1 washbasin	121-150X~5X49,5	#HPL/#5 #G/#1 #2, #3 #GW/#1,#2, #3	618,- 833,- 737,-
	VMTDNxxx.##	Between walls top for 1 washbasin	151-200X~5X49,5	#HPL/#5 #G/#1 #2, #3 #GW/#1,#2, #3	765,- 1022,- 904,-
	VMTENxxx.##	Between walls top for 1 washbasin	201-250X~5X49,5	#HPL/#5 #G/#1 #2, #3 #GW/#1,#2, #3	950,- 1233,- 1075,-
BETWEEN WALLS TOP FOR 2 WASHBASINS 	VMT2CNxxx.##	Between walls top for 2 washbasins	121-150X~5X49,5	#HPL/#5 #G/#1,#2, #3 #GW/#1,#2, #3	618,- 979,- 773,-
	VMT2DNxxx.##	Between walls top for 2 washbasins	151-200X~5X49,5	#HPL/#5 #G/#1,#2, #3 #GW/#1,#2, #3	765,- 1168,- 940,-
	VMT2ENxxx.##	Between walls top for 2 washbasins	201-250X~5X49,5	#HPL/#5 #G/#1,#2, #3 #GW/#1,#2, #3	950,- 1379,- 1110,-

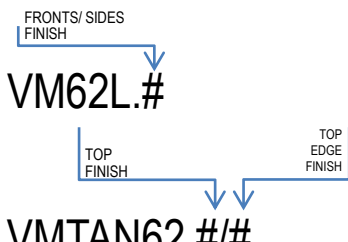
xxx Width in given range.

NECESSARY ACCESSORIES

HL137	Furniture siphon	34,-
Washbasin and taphole cut-outs have to be ordered separately!		
VBAT	Taphole	0,-
Washbasin code	Custom-made washbasin cut-out. Template is needed upon ordering. NETTO PRICE!	82,-
DIAGRAM	Diagram of washbasin and tap cut-outs.	

* IMPORTANT!

CORIAN TOPS WITH DRAWER VANITY UNITS H. 54,3 CM ARE COMPATIBLE WITH INTEGRATED CORIAN WASHBASINS (SEE P. 39).

CODE	FINISH		
	#5 SOLID WOOD – in combination with HPL DMSP – oak stained „vintage“ DM00 – oak natural DMTK – oak stained teak DMB0 – blanched oak DMW0 – oak stained wenge	#HPL N110 – black deep matt TOUCH B188 – white deep matt TOUCH G176 – grey deep matt TOUCH	#2 NATURAL VENEER DSP – knotted oak stained „vintage“ DS0 – knotted oak natural DSB – bleached knotted oak SBO – knotted oak stained black DWD0 – oak stained wenge DBD0 – bleached oak DND0 – natural oak ND00 – walnut
	#GW – CORIAN Glacier White #1 LACQUER – fronts 0000 – white glossy lacquer 0000MAT – white matt lacquer	#G GLASS G RAL – sattiv extractclear glass lacquered (specify RAL/NCS) #4 GROOVES – fronts DNVV – natural oak veneer with grooves V0000 – white glossy lacquer with grooves V0000MAT – white matt lacquer with grooves	#3 SPECIAL NATURAL VENEER ECKO – smoke eucalyptus HBKO – oak old wood HBAD – oak light old wood

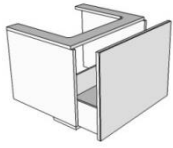
EXTRA CHARGE FOR COLOUR FINISH/ 1X PER ORDER REGARDLESS OF NUMBER OF ITEMS

		CZK	EUR
Q99.xxxx.L	RAL/NCS glossy	3500,-	143,-
Q99.xxxx.MAT	RAL/NCS matt	3500,-	143,-



FOREVER h. 45 cm

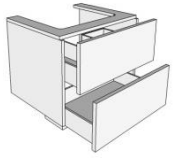
VANITY UNITS H. 45 CM



CODE	DESCRIPTION	W x H x D	FINISH	EUR
EFX4560.#	Vanity unit with a drawer and organizer	58,8X44,4X49,6	#1, #2 #G, #3, #C1 #4	686,- 781,- 813,-
EFX4570.#	Vanity unit with a drawer and organizer	68,8X44,4X49,6	#1, #2 #G, #3, #C1 #4	710,- 820,- 858,-
EFX4580.#	Vanity unit with a drawer and organizer	78,8X44,4X49,6	#1, #2 #G, #3, #C1 #4	834,- 860,- 903,-
EFX4590.#	Vanity unit with a drawer and organizer	88,8X44,4X49,6	#1, #2 #G, #3, #C1 #4	758,- 899,- 947,-
EFX45Rxx.#	Vanity unit with a drawer and organizer	58,8- 88,8X44,4X49,6	#1, #2 #G, #3, #C1 #4	839,- 981,- 1029,-

NECESSARY ACCESSORIES

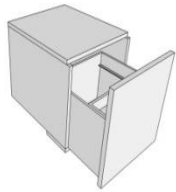
HL137	Furniture siphon			34,-
TOP				



EFX452ZU60.#	Vanity unit with 2 drawers	58,8X44,4X49,6	#1, #2 #G, #3, #C1 #4	942,- 1036,- 1068,-
EFX452ZU70.#	Vanity unit with 2 drawers	68,8X44,4X49,6	#1, #2 #G, #3, #C1 #4	965,- 1076,- 1113,-
EFX452ZU80.#	Vanity unit with 2 drawers	78,8X44,4X49,6	#1, #2 #G, #3, #C1 #4	989,- 1115,- 1058,-
EFX452ZU90.#	Vanity unit with 2 drawers	88,8X44,4X49,6	#1, #2 #G, #3, #C1 #4	1013,- 1155,- 1203,-
EFX452ZURxx.#	Vanity unit with 2 drawers	58,8- 88,8X44,4X49,6	#1, #2 #G, #3, #C1 #4	1095,- 1155,- 1284,-

NECESSARY ACCESSORIES

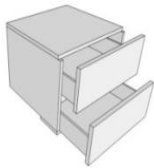
HL137	Furniture siphon			34,-
TOP				



EFX4530.#	Vanity unit with 1 drawer and organizer	30X44,4X49,6	##1, #2 #G, #3, #C1 #4	615,- 662,- 678,-
EFX4540.#	Vanity unit with 1 drawer and organizer	40X44,4X49,6	#1, #2 #G, #3, #C1 #4	639,- 702,- 723,-

NECESSARY ACCESSORIES

TOP

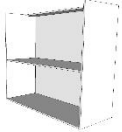
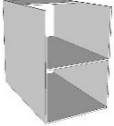




EFX452Z30.#	Vanity unit with 2 drawers	30X44,4X49,6	#1, #2 #G, #3, #C1 #4	871,- 918,- 934,-
EFX452Z40.#	Vanity unit with 2 drawers	40X44,4X49,6	#1, #2 #G, #3, #C1 #4	894,- 957,- 979,-
EFX452Z50.#	Vanity unit with 2 drawers	50X44,4X49,6	#1, #2 #G, #3, #C1 #4	918,- 997,- 1023,-

NECESSARY ACCESSORIES

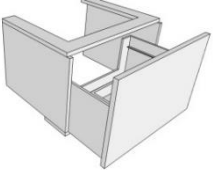
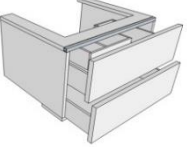
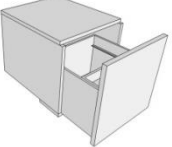
TOP

FOREVER h. 45 cm

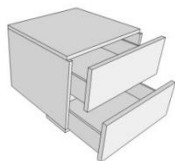
	CODE	DESCRIPTION	W x H x D	FINISH	EUR
	EFXB4520.#	Side open shelves (side panel substitute)	20X44,4X49,6	#GW, #3, #C1	655,-
			20X44,4X49,6	#1, #2	425,-
	EFXP4530.#	Open shelves	30X44,4X49,6	#GW, #3, #C1	842,-
			30X44,4X49,6	#1, #2	556,-
	EFXUP45.#	Side panel	0,6X44,4X49,6	#C1	222,-
			0,3X44,4X49,6#ST1 0,6X44,4X49,6#G 2X44,4X49,6#1,2,3	#ST1, # G, # 1, # 2, # 3	177,-
			0,6X44,4X49,6	#GW	195,-
	EFXLL345.#	Finishing element for left corner	3X44,4X2	#1, #2, #3, #G, #C1,#4	61,-
	EFXLP345.#	Finishing element for right corner	3X44,4X2	#1, #2, #3, #G, #C1,#4	61,-

FOREVER h. 35 cm

VANITY UNITS H. 35 CM

	EFX3560.#	Vanity unit with a drawer and organizer	58,8X34,4X49,6	#1, #2 #G, #3, #C1 #4	663,- 736,- 761,-
	EFX3570.#	Vanity unit with a drawer and organizer	68,8X34,4X49,6	#1, #2 #G, #3, #C1 #4	686,- 772,- 801,-
	EFX3580.#	Vanity unit with a drawer and organizer	78,8X34,4X49,6	#1, #2 #G, #3, #C1 #4	710,- 808,- 841,-
	EFX3590.#	Vanity unit with a drawer and organizer	88,8X34,4X49,6	#1, #2 #G, #3, #C1 #4	734,- 844,- 881,-
	EFX35Rxx.#	Vanity unit with a drawer and organizer	58,8- 88,8X34,4X49,6	#1, #2 #G, #3, #C1 #4	815,- 926,- 963,-
NECESSARY ACCESSORIES					
	HL137	Furniture siphon			34,-
TOP					
	EFX352ZU60.#	Vanity unit with 2 drawers	58,8X34,4X49,6	#1, #2 #G, #3, #C1 #4	918,- 992,- 1016,-
	EFX352ZU70.#	Vanity unit with 2 drawers	68,8X34,4X49,6	#1, #2 #G, #3, #C1 #4	942,- 1027,- 1057,-
	EFX352ZU80.#	Vanity unit with 2 drawers	78,8X34,4X49,6	#1, #2 #G, #3, #C1 #4	965,- 1063,- 1097,-
	EFX352ZU90.#	Vanity unit with 2 drawers	88,8X34,4X49,6	#1, #2 #G, #3, #C1 #4	989,- 1099,- 1137,-
	EFX352ZURxx.#	Vanity unit with 2 drawers	58,8- 88,8X34,4X49,6	#1, #2 #G, #3, #C1 #4	1071,- 1181,- 1218,-
NECESSARY ACCESSORIES					
	HL137	Furniture siphon			34,-
TOP					
	EFX3530.#	Vanity unit with 1 drawer and organizer	30X34,4X49,6	##1, #2 #G, #3, #C1 #4	591,- 628,- 641,-
	EFX3540.#	Vanity unit with 1 drawer and organizer	40X34,4X49,6	#1, #2 #G, #3, #C1 #4	615,- 664,- 681,-
	NECESSARY ACCESSORIES				
TOP					

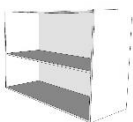
FOREVER h. 35 cm



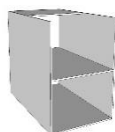
CODE	DESCRIPTION	W x H x D	FINISH	EUR
EFX352Z30.#	Vanity unit with 2 drawers	30X34,4X49,6	#1, #2 #G, #3, #C1 #4	847,- 884,- 896,-
EFX352Z40.#	Vanity unit with 2 drawers	40X34,4X49,6	#1, #2 #G, #3, #C1 #4	871,- 920,- 936,-
EFX352Z50.#	Vanity unit with 2 drawers	50X34,4X49,6	#1, #2 #G, #3, #C1 #4	894,- 956,- 976,-

NECESSARY ACCESSORIES

TOP



EFXB3520.#	Side open shelves (side panel substitute)	20X34,4X49,6	#GW, #3, #C1	599,-
		20X34,4X49,6	#1, #2	386,-



EFPX3530.#	Open shelves	30X34,4X49,6	#GW, #3, #C1	762,-
		30X34,4X49,6	#1, #2	762,-



EFXUP35.#	Side panel	0,6X34,4X49,6 0,3X34,4X49,6#ST1 0,6X34,4X49,6#G 2X34,4X49,6#1,2,3 0,6X34,4X49,6	#C1 #ST1, # G, # 1, # 2, # 3 #GW	191,- 143,- 166,-
-----------	------------	---	---	-------------------------



EFXLL335.#	Finishing element for left corner	3X34,4X2	#1, #2, #3, #G, #C1,#4	57,-
EFXLP335.#	Finishing element for right corner	3X34,4X2	#1, #2, #3, #G, #C1,#4	57,-

FOREVER h. 25 cm

VANITY UNITS H. 25 CM



EFX2560.#	Vanity unit with 1 drawer	58,8X24,4X49,6	#1, #2 #G, #3, #C1 #4	568,- 620,- 638,-
EFX2570.#	Vanity unit with 1 drawer	68,8X24,4X49,6	#1, #2 #G, #3, #C1 #4	591,- 653,- 673,-
EFX2580.#	Vanity unit with 1 drawer	78,8X24,4X49,6	#1, #2 #G, #3, #C1 #4	615,- 685,- 709,-
EFX2590.#	Vanity unit with 1 drawer	88,8X24,4X49,6	#1, #2 #G, #3, #C1 #4	639,- 718,- 744,-
EFX25Rxx.#	Vanity unit with 1 drawer	58,8- 88,8X24,4X49,6	#1, #2 #G, #3, #C1 #4	721,- 799,- 826,-

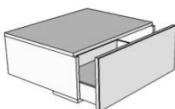
NECESSARY ACCESSORIES

HL137

Furniture siphon

34,-

TOP

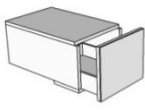
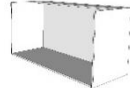



EFXK2560.#	Vanity unit with 1 drawer	58,8X24,4X49,6	#1, #2 #G, #3, #C1 #4	568,- 620,- 638,-
EFXK2570.#	Vanity unit with 1 drawer	68,8X24,4X49,6	#1, #2 #G, #3, #C1 #4	591,- 653,- 673,-
EFXK2580.#	Vanity unit with 1 drawer	78,8X24,4X49,6	#1, #2 #G, #3, #C1 #4	615,- 685,- 709,-
EFXK2590.#	Vanity unit with 1 drawer	88,8X24,4X49,6	#1, #2 #G, #3, #C1 #4	639,- 718,- 744,-
EFXK25Rxx.#	Vanity unit with 1 drawer	58,8- 88,8X24,4X49,6	#1, #2 #G, #3, #C1 #4	721,- 799,- 826,-

NECESSARY ACCESSORIES

TOP




FOREVER h. 25 cm

	CODE	DESCRIPTION	W x H x D	FINISH	EUR
	EFX2530.#	Vanity unit with 1 drawer	30X24,4X49,6	#1, #2 #G, #3, #C1 #4	496,- 523,- 532,-
	EFX2540.#	Vanity unit with 1 drawer	40X24,4X49,6	#1, #2 #G, #3, #C1 #4	520,- 555,- 567,-
	EFXB2520.#	Side open shelves (side panel substitute)	20X24,4X49,6	#GW, #3, #C1	483,-
			20X24,4X49,6	#1, #2	304,-
	EFXP2530.#	Open shelf	30X24,4X49,6	#GW, #3, #C1	590,-
			30X24,4X49,6	#1, #2	380,-
	EFXUP25.#	Side panel	0,6X24,4X49,6	#C1	160,-
			0,3X24,4X49,6#ST1 0,6X24,4X49,6#G 2X24,4X49,6#1,2,3	#ST1, # G, # 1, # 2, # 3	117,-
			0,6X25X49,6	#GW	138,-
	EFXLL325.#	Finishing element for left corner	3X24,4X2	#1, #2, #3, #G, #C1,#4	54,-
	EFXLP325.#	Finishing element for right corner	3X24,4X2	#1, #2, #3, #G, #C1,#4	54,-

FOREVER H. 16 cm

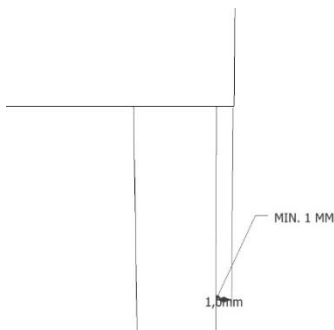
	EFX1660.#	Vanity unit with 1 drawer	58,8X15,4X49,6	#1, #2 #G, #3, #C1 #4	689,- 722,- 734,-
	EFX1670.#	Vanity unit with 1 drawer	68,8X15,4X49,6	#1, #2 #G, #3, #C1 #4	712,- 752,- 765,-
	EFX1680.#	Vanity unit with 1 drawer	78,8X15,4X49,6	#1, #2 #G, #3, #C1 #4	736,- 781,- 796,-
	EFX1690.#	Vanity unit with 1 drawer	88,8X15,4X49,6	#1, #2 #G, #3, #C1 #4	760,- 810,- 827,-
	EFX16Rxx.#	Vanity unit with 1 drawer	58,8- 88,8X15,4X49,6	#1, #2 #G, #3, #C1 #4	842,- 892,- 909,-
	NECESSARY ACCESSORIES				
	HL137	Furniture siphon			34,-
	TOP				
	EFX1630.#	Vanity unit with 1 drawer	30X15,4X49,6	#1, #2 #G, #3, #C1 #4	641,- 658,- 664,-
	EFX1640.#	Vanity unit with 1 drawer	40X15,4X49,6	#1, #2 #G, #3, #C1 #4	665,- 687,- 695,-
	EFXB1620.#	Side open shelves (side panel substitute)	20X15,4X49,6	#GW, #3, #C1	433,-
			20X15,4X49,6	#GW	269,-
	EFXUP16.#	Side panel	0,6X15,4X49,6	#C1	133,-
			0,3X15,4X49,6#ST1 0,6X15,4X49,6#G 2X15,4X49,6#1,2,3	#ST1, # G, # 1, # 2, # 3	95,-
			0,6X15,4X49,6	#GW	112,-
	EFXLL316.#	Finishing element for left corner	3X15,4X2	#1, #2, #3, #G, #C1,#4	50,-
	EFXLP316.#	Finishing element for right corner	3X15,4X2	#1, #2, #3, #G, #C1,#4	50,-

FOREVER

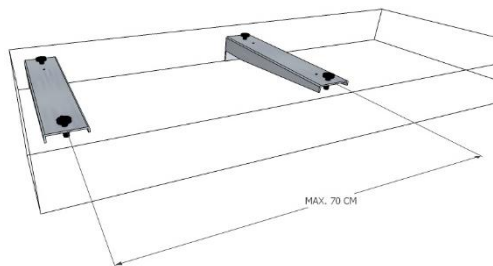
	CODE	DESCRIPTION	W x H x D	FINISH	EUR
<p>TOPS WITH NO CUT-OUT to be installed with vanity units</p>  <p>↔ 60 - 240 CM</p>	EFTXAxxx.#	Top with no cut-out w.60-90 cm	60-90X0,6(0,3)X49,6	#C1 #G #ST1 , #GW*	359,- 340,- 330,-
	EFTXBxxx.#	Top with no cut-out w.91-120 cm	91-120X0,6(0,3)X49,6	#C1 #G #ST1 , #GW*	451,- 431,- 425,-
	EFTXCxxx.#	Top with no cut-out w.121-150 cm	121-150X0,6(0,3)X49,6	#C1 #G #ST1 , #GW*	543,- 533,- 510,-
	EFTXDxxx.#	Top with no cut-out w.151-180 cm	151-180X0,6(0,3)X49,6	#C1 #G #ST1 , #GW*	635,- 635,- 596,-
	EFTXExxx.#	Top with no cut-out w.181-210 cm	181-210X0,6(0,3)X49,6	#C1 #G #ST1 , #GW*	727,- 737,- 681,-
	EFTXFxxx.#	Top with no cut-out w.211-240 cm	211-240X0,6(0,3)X49,6	#C1 #G #ST1 , #GW*	819,- 839,- 766,-
	<p>TOPS WITH 1 WASHBASIN CUT-OUT to be installed with vanity units</p>  <p>↔ 60 - 240 CM</p>	EFTX1Axxx.#	Top with 1 washbasin cut-out w. 60-90 cm	60-90X0,6(0,3)X49,6	#C1 #G #ST1 , #GW*
EFTX1Bxxx.#		Top with 1 washbasin cut-out w. 91-120 cm	91-120X0,6(0,3)X49,6	#C1 #G #ST1 , #GW*	477,- 520,- 450,-
EFTX1Cxxx.#		Top with 1 washbasin cut-out w. 121-150 cm	121-150X0,6(0,3)X49,6	#C1 #G #ST1 , #GW*	569,- 644,- 536,-
EFTX1Dxxx.#		Top with 1 washbasin cut-out w. 151-180 cm	151-180X0,6(0,3)X49,6	#C1 #G #ST1 , #GW*	661,- 768,- 621,-
EFTX1Exxx.#		Top with 1 washbasin cut-out w. 181-210 cm	181-210X0,6(0,3)X49,6	#C1 #G #ST1 , #GW*	753,- 891,- 706,-
EFTX1Fxxx.#		Top with 1 washbasin cut-out w. 211-240 cm	211-240X0,6(0,3)X49,6	#C1 #G #ST1 , #GW*	845,- 1015,- 792,-
<p>TOPS WITH 2 WASHBASIN CUT-OUTS to be installed with vanity units</p>  <p>↔ 120 - 240 CM</p>		EFTX2Cxxx.#	Top with 2 washbasin cut-outs w.120-150 cm	120-150X0,6(0,3)X49,6	#C1 #G #ST1 , #GW*
	EFTX2Dxxx.#	Top with 2 washbasin cut-outs w.151-180 cm	151-180X0,6(0,3)X49,6	#C1 #G #ST1 , #GW*	686,- 790,- 646,-
	EFTX2Exxx.#	Top with 2 washbasin cut-outs w.181-210 cm	181-210X0,6(0,3)X49,6	#C1 #G #ST1 , #GW*	778,- 880,- 732,-
	EFTX2Fxxx.#	Top with 2 washbasin cut-outs w.211-240 cm	211-240X0,6(0,3)X49,6	#C1 #G #ST1 , #GW*	870,- 971,- 817,-
	xxx		Width in given range. THE SUM OF ALL VANITY CABINET WIDTHS AND SIDE PANELS PLUS 1MM EXTRA ON EACH SIDE		
NECESSARY ACCESSORIES					
HL137	Furniture siphon				34,-
Washbasin and taphole cut-outs have to be ordered separately!					
VBAT	Taphole				0,-
Washbasin code	Custom-made washbasin cut-out. Template is needed upon ordering. NETTO PRICE!				82,-
DIAGRAM	Diagram of washbasin and tap cut-outs.				

! * IMPORTANT!
CORIAN TOPS WITH DRAWER VANITY UNITS H. 45 CM ARE COMPATIBLE WITH INTEGRATED CORIAN WASHBASINS (SEE P. 39).

TOP OVERLAP 1MM ON EACH SIDE

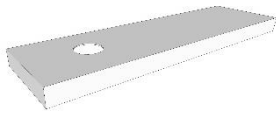


MAXIMUM DISTANCE BETWEEN SUPPORTS



FOREVER

CODE	DESCRIPTION	W x H x D	FINISH	EUR
TOPS WITH 1 WASHBASIN CUT-OUT Installation on supports (with no vanity units)				
EFNX1Axxx	Top with 1 washbasin cut-out w.. 60-90 cm	60-90X9,1X49,6	#C1 #5 #GW	609,- 658,- 602,-
EFNX1Bxxx	Top with 1 washbasin cut-out w.. 91-120 cm	91-120X9,1X49,6	#C1 #5 #GW	739,- 743,- 717,-
EFNX1Cxxx	Top with 1 washbasin cut-out w.. 121-150 cm	121-150X9,1X49,6	#C1 #5 #GW	870,- 827,- 832,-
EFNX1Dxxx	Top with 1 washbasin cut-out w.. 151-180 cm	151-180X9,1X49,6	#C1 #5 #GW	1001,- 912,- 946,-
EFNX1Exxx	Top with 1 washbasin cut-out w.. 181-210 cm	181-210X9,1X49,6	#C1 #5 #GW	1131,- 997,- 1061,-
EFNX1Fxxx	Top with 1 washbasin cut-out w.. 211-240 cm	211-240X9,1X49,6	#C1 #5 #GW	1262,- 1081,- 1175,-

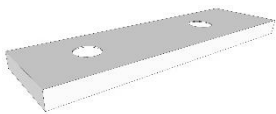


← 60 - 240 CM

TOPS WITH 2 WASHBASIN CUT-OUTS

Installation on supports (with no vanity units)

EFNX2Cxxx	Top with 2 washbasin cut-outs w.120-150 cm	120-150X9,1X49,6	#C1 #5 #GW	895,- 873,- 874,-
EFNX2Dxxx	Top with 2 washbasin cut-outs w.151-180 cm	151-180X9,1X49,6	#C1 #5 #GW	1026,- 958,- 989,-
EFNX2Exxx	Top with 2 washbasin cut-outs w.181-210 cm	181-210X9,1X49,6	#C1 #5 #GW	1157,- 1103,- 1042,-
EFNX2Fxxx	Top with 2 washbasin cut-outs w.211-240 cm	211-240X9,1X49,6	#C1 #5 #GW	1287,- 1127,- 1218,-



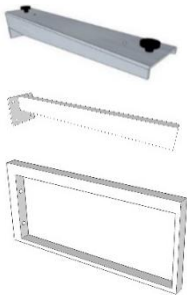
← 120 - 240 CM

xxx Width in given range. **THE SUM OF ALL VANITY CABINET WIDTHS AND SIDE PANELS PLUS 1MM EXTRA ON EACH SIDE**

Installation on supports (with no vanity units)

Distance between supports max.70 cm.

Q72	Hidden adjustable support		Galvanized steel	119,-
Q75	Hidden support	40	steel, white matt	95,-
Q73.W	Support	45X20	steel, white matt	131-
Q73.B	support	45X20	steel, black matt	131,-



NECESSARY ACCESSORIES

HL137	Furniture siphon			34,-
Washbasin and taphole cut-outs have to be ordered separately!				
VBAT	Taphole			0,-
Washbasin code	Custom-made washbasin cut-out. Template is needed upon ordering. NETTO PRICE!			82,-
DIAGRAM	Diagram of washbasin and tap cut-outs.			

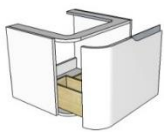

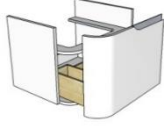
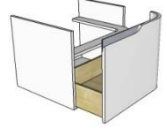
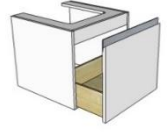

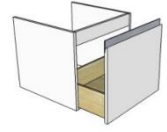

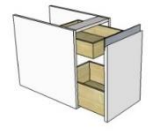

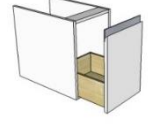

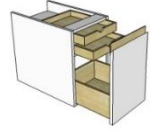




! * IMPORTANT!
CORIAN WASHBASINS CAN BE INTEGRATED INTO GLACIER WHITE CORIAN TOPS (SEE P.39)




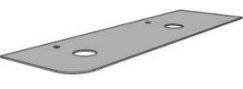
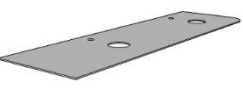
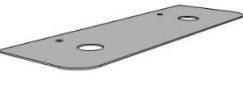



CODE	FINISH			
EFX3560.#	#1 LACQUER 0000 – white glossy lacquer 0000MAT – white matt lacquer	#2 NATURAL VENEER DSP – knotted oak stained „vintage“ DS0 – knotted oak natural DSB– bleached knotted oak SBO – knotted oak stained black DWD0 – oak stained wenge DBD0 – bleached oak DND0 – natural oak ND00 – walnut	#3 SPECIAL NATURAL VENEER ECKO – smoke eucalyptus HBKO - oak old wood HBAD - oak light old wood	
	#4 GROOVES – fronts DNV– natural oak veneer with grooves V0000– white glossy lacquer with grooves V0000MAT – white matt lacquer with grooves		#C1 COMPACT LAMINATE B188 – white deep matt TOUCH N110 – black deep matt TOUCH G176 – grey deep matt TOUCH	
	#5 SOLID WOOD DMSP – oak stained „vintage“ DM00 – oak natural DMTK – oak stained teak DMB0 – blanched oak DMW0 – oak stained wenge	#GW – CORIAN Glacier White	#G GLASS G RAL– satin extraclear glass lacquered (specify RAL/NCS) ZKK– bronze mirror S3DB – 3D white matt glass S3DK – 3D black matt glass	
		#ST1 – stainless steel 3 mm lacquered, specify RAL glossy/ matt		

EXTRA CHARGE FOR COLOUR FINISH/ 1X PER ORDER REGARDLESS OF NUMBER OF ITEMS

			CZK	EUR
Q99.xxxx.L	RAL/NCS glossy		3500,-	143,-
Q99.xxxx.MAT	RAL/NCS matt		3500,-	143,-



	CODE	DESCRIPTION	W x H x D	FINISH	EUR
VANITY UNITS					
 L - left	HXE60L.#	Vanity unit with 1 drawer for countertop washbasin	60X45X50	#1, #2, #3	930,-
	 P - right	HXE60P.#	Vanity unit with 1 drawer for countertop washbasin	60X45X50	#1, #2, #3
	HXES60L.#	Vanity unit with 1 drawer for under-counter/ integrated Corian washbasin	60X45X50	#1, #2, #3	930,-
		HXES60P.#	Vanity unit with 1 drawer for under-counter/ integrated Corian washbasin	60X45X50	#1, #2, #3
	HXEU50.#	Vanity unit with 1 drawer for countertop washbasin	50X45X50	#1, #2, #3	615,-
		HXEU60.#	Vanity unit with 1 drawer for countertop washbasin	60X45X50	#1, #2, #3
	HXE51.#	Vanity unit with 1 drawer for under-counter/ integrated Corian washbasin	50X45X50	#1, #2, #3	615,-
		HXE61.#	Vanity unit with 1 drawer for under-counter/ integrated Corian washbasin	60X45X50	#1, #2, #3
NECESSARY ACCESSORIES					
	HL137	Furniture siphon			34,-
TOP/ TOP WITH INTEGRATED WASHBASIN					
	HXE30.#	Vanity unit with 1 drawer and internal drawer	30X45X50	#1, #2, #3	871,-
		HXE40.#	Vanity unit with 1 drawer and internal drawer	40X45X50	#1, #2, #3
	HXE31.#	Vanity unit with 1 drawer	30X45X50	#1, #2, #3	580,-
		HXE41.#	Vanity unit with 1 drawer	40X45X50	#1, #2, #3
	HXE32.#	Vanity unit with 1 drawer and 2 internal drawers	30X45X50	#1, #2, #3	686,-
		HXE42.#	Vanity unit with 1 drawer and 2 internal drawers	40X45X50	#1, #2, #3
	HXE33.#	Vanity unit with 1 drawer and organizer	30X45X50	#1, #2, #3	615,-
		HXE43.#	Vanity unit with 1 drawer and organizer	40X45X50	#1, #2, #3
	HXEP30.#	Open shelf	30X45X50	#1, #2, #3	556,-

	CODE	DESCRIPTION	W x H x D	FINISH	EUR
	HXEKD.#	Side panel	1,9X45X50	#1, #2, #3	119,-
	HXEUL.#	Finishing element for left corner	3X45X2	#1, #2, #3	67,-
	HXEUP.#	Finishing element for right corner			
 ↔ 60 – 210 CM	HXLGAXxx	Top with left rounded corner. 1 or 2 washbasin cut-outs..	60-92X0,6X50	#G	396,-
	HXLGWAxxx		60-92X1,2X50	#GW	365,-
	HXLKAXxx		60-92X0,6X50	#C1	385,-
	HXLGBxxx	Top with left rounded corner. 1 or 2 washbasin cut-outs..	93-120X0,6X50	#G	520,-
	HXLGWBxxx		93-120 X1,2X50	#GW	450,-
	HXLKBxxx		93-120 X0,6X50	#C1	477,-
HXLGCxxx	Top with left rounded corner. 1 or 2 washbasin cut-outs..	121-150X0,6X50	#G	699,-	
HXLGWCxxx		121-150X1,2X50	#GW	561,-	
HXLKCxxx		121-150 X0,6X50	#C1	594,-	
HXLGDxxx	Top with left rounded corner. 1 or 2 washbasin cut-outs..	151-180 X0,6X50	#G	790,-	
HXLGWDxxx		151-180 X1,2X50	#GW	646,-	
HXLKDxxx		151-180 X0,6X50	#C1	686,-	
 ↔ 60 – 210 CM	HXPGAxxx	Top with right rounded corner.1 or 2 washbasin cut-outs..	60-92X0,6X50	#G	396,-
	HXPGWAxxx		60-92X1,2X50	#GW	365,-
	HXPKAxxx		60-92X0,6X50	#C1	385,-
	HXLGBxxx	Top with right rounded corner.1 or 2 washbasin cut-outs..	93-120X0,6X50	#G	520,-
	HXPGWBxxx		93-120 X1,2X50	#GW	450,-
	HXPKBxxx		93-120 X0,6X50	#C1	477,-
HXPGCxxx	Top with right rounded corner.1 or 2 washbasin cut-outs..	121-150X0,6X50	#G	699,-	
HXPGWCxxx		121-150X1,2X50	#GW	561,-	
HXPKCxxx		121-150 X0,6X50	#C1	594,-	
HXPGDxxx	Top with right rounded corner.1 or 2 washbasin cut-outs..	151-180 X0,6X50	#G	790,-	
HXPGWDxxx		151-180 X1,2X50	#GW	646,-	
HXPKDxxx		151-180 X0,6X50	#C1	686,-	
 ↔ 120 – 210 CM	HXOGCxxx	Top with both rounded corners. 1 or 2 washbasin cut-outs.	120-150X0,6X50	#G	699,-
	HXOGWCxxx		120-150X1,2X50	#GW	561,-
	HXOKCxxx		120-150 X0,6X50	#C1	594,-
	HXOGDxxx	Top with both rounded corners. 1 or 2 washbasin cut-outs.	151-180 X0,6X50	#G	790,-
	HXOGWDxxx		151-180 X1,2X50	#GW	646,-
	HXOKDxxx		151-180 X0,6X50	#C1	686,-
   ↔ 60 – 210 CM	HXLGWAxxx	Top with left rounded corner. 1 or 2 integrated Corian washbasin cut-outs.	60-92X1,2X50	#GW	365,-
	HXLGWBxxx		93-120 X1,2X50	#GW	450,-
	HXLGWCxxx		121-150X1,2X50	#GW	561,-
	HXLGWDxxx	151-180 X1,2X50	#GW	646,-	
	HXPGWAxxx	Top with right rounded corner.1 or 2 integrated Corian washbasin cut-outs.	60-92X1,2X50	#GW	365,-
	HXPGWBxxx		93-120 X1,2X50	#GW	450,-
HXPGWCxxx	121-150X1,2X50		#GW	561,-	
HXPGWDxxx	151-180 X1,2X50	#GW	646,-		
HXOGWCxxx	Top with both rounded corners. 1 or 2 washbasin cut-outs.	120-150X1,2X50	#GW	561,-	
HXOGWDxxx		151-180 X1,2X50	#GW	646,-	

xxx Width in given range. **THE SUM OF ALL VANITY CABINET WIDTHS AND SIDE PANELS PLUS 1MM EXTRA ON EACH SIDE**

NECESSARY ACCESSORIES

HL137	Furniture siphon	34,-
Washbasin and taphole cut-outs have to be ordered separately!		
VBAT	Taphole	0,-
Washbasin code	Custom-made washbasin cut-out. Template is needed upon ordering. NETTO PRICE!	82,-
DIAGRAM	Diagram of washbasin and tap cut-outs.	

CODE	FINISH
FINISH	#1 LACQUER
HANDLE BACKGROUND*	#2 NATURAL VENEER
	#3 SPECIAL NATURAL VENEER
	#G GLASS
	#C1 COMPACT LAMINATE

0000 – white glossy lacquer
0000MAT – white matt lacquer

* HANDLE BACKGROUND*
If not specified, will be produced in aluminium

GW – CORIAN Glacier White

DSP – knotted oak stained „vintage“
DS0 – knotted oak natural
DSB– bleached knotted oak
SBO – knotted oak stained black
DWD0 – oak stained wenge
DBD0 – bleached oak
DND0 – natural oak
ND00 – walnut

ECKO – smoke eucalyptus


G RAL– sattuin extraclear glass lacquered (specify RAL/NCS)

N110 - black deep matt TOUCH
B188 – white deep matt TOUCH
G176 – grey deep matt TOUCH

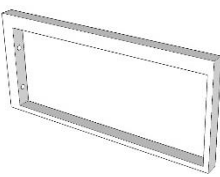
EXTRA CHARGE FOR COLOUR FINISH/ 1X PER ORDER REGARDLESS OF NUMBER OF ITEMS

Q99.xxxx.L	RAL/NCS glossy	CZK	EUR
Q99.xxxx.MAT	RAL/NCS matt	3500,-	143,-
		3500,-	143,-


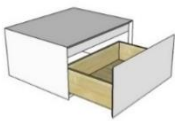
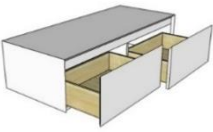
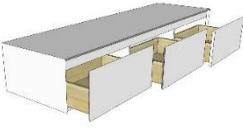


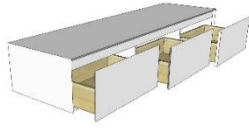
TOPS	CODE	DESCRIPTION	W x H x D	FINISH	EUR
 <p>RAW EDGE TOPS, h. cca 5 cm</p>	TDZAxxx	Top with 1 washbasin cut-out w. 60-90 cm	60-90X~5X~50	solid oak	820,-
	TDZBxxx	Top with 1 washbasin cut-out w. 91-120 cm	91-120 ~5X~50	solid oak	1017,-
	TDZCxxx	Top with 1 washbasin cut-out w. 121-150 cm	121-150 ~5X~50	solid oak	1214,-
	TDZDxxx	Top with 1 washbasin cut-out w. 151-180 cm	151-180 ~5X~50	solid oak	1410,-
	xxx	Width in given range.			

FOR OTHER TOPS FOR COUNTERTOP AND INTEGRATED CORIAN WASHBASINS SEE FOREVER (P 22.)

Top installation on supports (with no vanity units)					
	Q73.W	Support	45X20	steel, white matt	131,-
	Q73.B	Support	45X20	steel, black matt	131,-
NECESSARY ACCESSORIES					
Washbasin and taphole cut-outs have to be ordered separately!					
VBAT	Taphole				0,-
Washbasin code	Custom-made washbasin cut-out. Template is needed upon ordering. NETTO PRICE!				82,-
DIAGRAM	Diagram of washbasin and tap cut-outs.				

BOTTOM CABINETS AND STOOL

	TL5.#	Stool	29,5X40X29,5	#5	489,-
 <p>↔ 60 / 75 CM</p>	SK60.#	Bottom cabinet with 1 drawer	60X30X50	#1, #2 #3	773,- 968,-
 <p>↔ 120 / 150 CM</p>	SK75.#	Bottom cabinet with 1 drawer	75X30X50	#1, #2 #3	822,- 1027,-
 <p>↔ 180 / 225 CM</p>	SK120.#	Bottom cabinet with 2 drawers	120X30X50	#1, #2 #3	1265,- 1555,-
	SK150.#	Bottom cabinet with 2 drawers	150X30X50	#1, #2 #3	1373,- 1701,-
	SK180.#	Bottom cabinet with 3 drawers	180X30X50	#1, #2 #3	1729,- 2106,-
	SK225.#	Bottom cabinet with 3 drawers	225X30X50	#1, #2 #3	1912,- 2431,-

CODE	FINISH
 <p>SK180.#</p>	#1 LACQUER 0000 – white glossy lacquer 0000MAT – white matt lacquer
	#5 SOLID WOOD DMSP – oak stained „vintage“ DM00 – oak natural DMTK – oak stained teak DMB0 – blanched oak DMW0 – oak stained wenge
	#2 NATURAL VENEER DSP – knotted oak stained „vintage“ DSO – knotted oak natural DSB – bleached knotted oak SBO – oak stained black DWD0 – oak stained wenge DBD0 – bleached oak DND0 – natural oak ND00 – walnut
	#3 SPECIAL NATURAL VENEER ECKO – smoke eucalyptus HBKO – oak old wood HBAD – oak light old wood


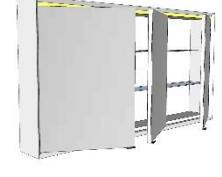
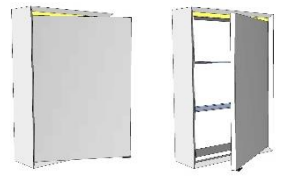
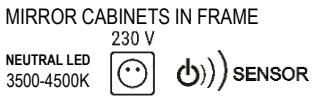
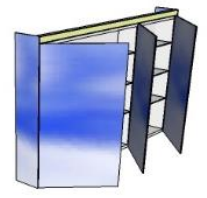
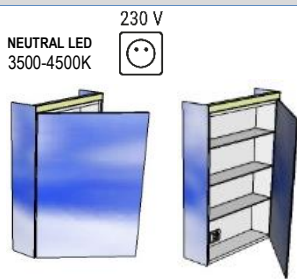
EXTRA CHARGE FOR COLOUR FINISH/ 1X PER ORDER REGARDLESS OF NUMBER OF ITEMS

Q99.xxxx.L	RAL/NCS glossy	CZK	EUR
Q99.xxxx.MAT	RAL/NCS matt	3500,-	143,-
		3500,-	143,-





MIRROR CABINETS



CODE	DESCRIPTION	W x H x D	FINISH	EUR
QZLED50L	Mirror cabinet with double sided mirror doors left	50,8X73,3X15		724,-
QZLED50NKL	Mirror cabinet with double sided mirror doors between-walls instalation left	50X73,3X15		692,-
IKQZLED50	Installation frame (to be installed in the wall before tiling)	53,6X76,9X18,5	Melamin/alu	194,-
QZLED50P	Mirror cabinet with double sided mirror doors right	50,8X73,3X15		724,-
QZLED50NKP	Mirror cabinet with double sided mirror doors between-walls instalation right	50X73,3X15		692,-
IKQZLED50	Installation frame (to be installed in the wall before tiling)	53,6X76,9X18,5	Melamin/alu	194,-
QZLED80	Mirror cabinet with double sided mirror doors	80,8X73,3X15		944,-
QZLED80NK	Mirror cabinet with double sided mirror doors between-walls instalation	80X73,3X15		912,-
IKQZLED80	Installation frame (to be installed in the wall before tiling)	83,6X76,9X18,5	Melamin/alu	211,-
QZLED100	Mirror cabinet with double sided mirror doors	100,8X73,3X15		1028,-
QZLED100NK	Mirror cabinet with double sided mirror doors between-walls instalation	100X73,3X15		996,-
IKQZLED100	Installation frame (to be installed in the wall before tiling)	103,6X76,9X18,5	Melamin/alu	226,-
QZLED120	Mirror cabinet with double sided mirror doors	120,8X73,3X15		1295,-
QZLED120NK	Mirror cabinet with double sided mirror doors between-walls instalation	120X73,3X15		1263,-
IKQZLED120	Installation frame (to be installed in the wall before tiling)	123,6X76,9X18,5	Melamin/alu	250,-
QZLED150	Mirror cabinet with double sided mirror doors	150,8X73,3X15		1424,-
QZLED150NK	Mirror cabinet with double sided mirror doors between-walls instalation	150X73,3X15		1392,-
IKQZLED150	Installation frame (to be installed in the wall before tiling)	153,6X76,9X18,5	Melamin/alu	288,-
ZU1V60L	Mirror cabinet VIPP left		#1,2	1102,-
ZU1V60L	Mirror cabinet VIPP left		#3	1224,-
ZU1V60P	Mirror cabinet VIPP right	64X71,8X17,4	#1,2	1102,-
ZU1V60P	Mirror cabinet VIPP right		#3	1224,-
ZU1V60NKL	Mirror cabinet VIPP semi-recessed installation left		#1,2	1102,-
ZU1V60NKL	Mirror cabinet VIPP semi-recessed installation left	64X71,8X17,4	#3	1224,-
ZU1V60NKP	Mirror cabinet VIPP semi-recessed installation right		#1,2	1102,-
ZU1V60NKP	Mirror cabinet VIPP semi-recessed installation right		#3	1224,-
ZU1F60L	Mirror cabinet FOREVER left		#1,2	1102,-
ZU1F60L	Mirror cabinet FOREVER left	64X71,8X17,4 (#1,2,3)	#3,C1	1224,-
ZU1F60P	Mirror cabinet FOREVER right	61,2X69,2X15,5 (#C1)	#1,2	1102,-
ZU1F60P	Mirror cabinet FOREVER right		#3,C1	1224,-
ZU1F60NKL	Mirror cabinet FOREVER semi-recessed installation left		#1,2	1102,-
ZU1F60NKL	Mirror cabinet FOREVER semi-recessed installation left	64X71,8X15,5 (#1,2,3)	#3,C1	1224,-
ZU1F60NKP	Mirror cabinet FOREVER semi-recessed installation right	61,2X69,2X15,5 (#C1)	#1,2	1102,-
ZU1F60NKP	Mirror cabinet FOREVER semi-recessed installation right		#3,C1	1224,-
ZU2V100	Mirror cabinet VIPP		#1,2	1306,-
ZU2V100	Mirror cabinet VIPP	104X71,8X17,4	#3	1466,-
ZU2V100NK	Mirror cabinet VIPP semi-recessed installation		#1,2	1306,-
ZU2V100NK	Mirror cabinet VIPP semi-recessed installation		#3	1466,-
ZU2F100	Mirror cabinet FOREVER		#1,2	1306,-
ZU2F100	Mirror cabinet FOREVER	104X71,8X15,5 (#1,2,3)	#3,C1	1466,-
ZU2F100NK	Mirror cabinet FOREVER semi-recessed installation	101,2X69,2X15,5 (#C1)	#1,2	1306,-
ZU2F100NK	Mirror cabinet FOREVER semi-recessed installation		#3,C1	1466,-
ZU3V120	Mirror cabinet VIPP		#1,2	1526,-
ZU3V120	Mirror cabinet VIPP	124X71,8X17,4	#3	1733,-
ZU3V120NK	Mirror cabinet VIPP semi-recessed installation		#1,2	1526,-
ZU3V120NK	Mirror cabinet VIPP semi-recessed installation		#3	1733,-
ZU3F120	Mirror cabinet FOREVER		#1,2	1526,-
ZU3F120	Mirror cabinet FOREVER	124X71,8X15,5 (#1,2,3)	#3,C1	1733,-
ZU3F120NK	Mirror cabinet FOREVER semi-recessed installation	121,2X69,2X15,5 (#C1)	#1,2	1526,-
ZU3F120NK	Mirror cabinet FOREVER semi-recessed installation		#3,C1	1733,-
ZU3V150	Mirror cabinet VIPP		#1,2	1597,-
ZU3V150	Mirror cabinet VIPP	154X71,8X17,4	#3	1804,-
ZU3V150NK	Mirror cabinet VIPP semi-recessed installation		#1,2	1597,-
ZU3V150NK	Mirror cabinet VIPP semi-recessed installation		#3	1804,-
ZU3F150	Mirror cabinet FOREVER		#1,2	1597,-
ZU3F150	Mirror cabinet FOREVER	154X71,8X15,5 (#1,2,3)	#3,C1	1804,-
ZU3F150NK	Mirror cabinet FOREVER semi-recessed installation	151,2X69,2X15,5 (#C1)	#1,2	1597,-
ZU3F150NK	Mirror cabinet FOREVER semi-recessed installation		#3,C1	1804,-
ZU4V200	Mirror cabinet VIPP		#1,2	1865,-
ZU4V200	Mirror cabinet VIPP	204X71,8X17,4	#3	2118,-
ZU4V200NK	Mirror cabinet VIPP semi-recessed installation		#1,2	1865,-
ZU4V200NK	Mirror cabinet VIPP semi-recessed installation		#3	2118,-
ZU4F200	Mirror cabinet FOREVER		#1,2	1865,-
ZU4F200	Mirror cabinet FOREVER	204X71,8X15,5 (#1,2,3)	#3,C1	2118,-
ZU4F200NK	Mirror cabinet FOREVER semi-recessed installation	201,2X69,2X15,5 (#C1)	#1,2	1865,-
ZU4F200NK	Mirror cabinet FOREVER semi-recessed installation		#3,C1	2118,-



MIRROR CABINETS		CODE	DESCRIPTION	W x H x D	FINISH	EUR
MIRROR CABINETS 230 V   LAMP READY						
 		HZS50L.#	Mirror cabinet with double sided mirror doors, glass shelves- left	50X73,6X14,4	#1, #2, #3*	1018,-
		HZS50P.#	Mirror cabinet with double sided mirror doors, glass shelves- right	50X73,6X14,4	#1, #2, #3*	1018,-
230 V   LAMP READY						
		HZS75.#	Mirror cabinet s oboustrannými zrcadlovými dvířky, skleněnými policemi	73,6X59X14,4	#1, #2, #3*	1122,-
		HZS90.#	Mirror cabinet with double sided mirror doors, glass shelves	88,8X59X14,4	#1, #2, #3*	1192,-
		HZS120.#	Mirror cabinet with double sided mirror doors, glass shelves	118,8X59X14,4	#1, #2, #3*	1334,-
		VZK75.#	Round mirror cabinet with double sided mirror doors, glass shelves. Lacquered steel	73,6X50X14,4	#1	1160,-
CODE	FINISH					
 ZU4F200.#	#1 LACQUER – fronts 0000 – white glossy lacquer 0000MAT – white matt lacquer		#2 NATURAL VENEER DSP – knotted oak stained „vintage“ DS0 – knotted oak natural DSB– bleached knotted oak SBO – knotted oak stained black DWD0 – oak stained wenge DBD0 – bleached oak DND0 – natural oak ND00 – walnut		#3 SPECIAL NATURAL VENEER ECKO – smoke eucalyptus HBKO - oak old wood HBAD - oak light old wood * HBKO and HBAD finishes are not available for HZS cabinets	
	#C1 COMPACT LAMINATE B188 – white deep matt TOUCH N110 – black deep matt TOUCH G176 – grey deep matt TOUCH					
EXTRA CHARGE FOR COLOUR FINISH/ 1X PER ORDER REGARDLESS OF NUMBER OF ITEMS						
					CZK	EUR
	Q99.xxxx.L	RAL/NCS glossy			3319,-	137,-
	Q99.xxxx.MAT	RAL/NCS matt			3319,-	137,-


MIRRORS



	CODE	DESCRIPTION	W x H x D	FINISH	EUR
 <p>NEUTRAL LED 3500-4500K  SENSOR</p> <p>← 50 - 180 CM</p>	X12Axxx	Mirror with light	50-80X70X9		482,-
	X12Bxxx	Mirror with light	81-100X70X9		540,-
	X12Cxxx	Mirror with light	101-130X70X9		618,-
	X12Dxxx	Mirror with light	131-150X70X9		667,-
	X12Exxx	Mirror with light	151-180X70X9		712,-
	xxx	Width in given range			



 <p>LAMP READY  SENSOR</p> <p>← 50 - 180 CM</p>	TRZAxxx.#	Mirror in frame	50-80X75X4,5	#1, #2, #3	390,-
	TRZBxxx.#	Mirror in frame	81-100X75X4,5	#1, #2, #3	499,-
	TRZCxxx.#	Mirror in frame	101-130X75X4,5	#1, #2, #3	566,-
	TRZDxxx.#	Mirror in frame	131-150X75X4,5	#1, #2, #3	606,-
	TRZExxx.#	Mirror in frame	151-180X75X4,5	#1, #2, #3	669,-
	xxx	Width in given range			

ACCESSORIES
LAMP

MIRROR IN FRAME

	HZ60.#	Mirror in frame	Ø 60X10	#1, #2, #3*	627,-
---	--------	-----------------	---------	-------------	-------

 <p>NEUTRAL LED 3500-4500K  SENSOR</p> <p>← 50 - 180 CM</p>	X10AxxxLED	Backlit mirror with light	50-80X70X4		511,-
	X10BxxxLED	Backlit mirror with light	81-100X70X4		572,-
	X10CxxxLED	Backlit mirror with light	101-130X70X4		712,-
	X10DxxxLED	Backlit mirror with light	131-150X70X4		754,-
	X10ExxxLED	Backlit mirror with light	151-180X70X4		914,-
	xxx	Width in given range			

 <p>NEUTRAL LED 3500-4500K  SENSOR</p>	X13A	Four sides backlit mirror	60X80X4		672,-
	X13B	Four sides backlit mirror	120X60X4		992,-
	X13C	Four sides backlit mirror	37X80X4		424,-
	X13.WxH	Four sides backlit mirror. Custom made size W width cm x H height cm. Price upon request. Indicative price for m2.			1388,-

MIRRORS	CODE	DESCRIPTION	W x H x D	FINISH	EUR
MIRROR IN FRAME					
<p>NEUTRAL LED 3500-4500K SENSOR</p> <p>Ø 60, Ø 80 CM</p>	HRZR60LED.#	Mirror in frame with LED and sensor switch	Ø 60 X 4,5 Š.rámu 6,5cm	#1	651,-
	HRZR80LED.#	Mirror in frame with LED and sensor switch	Ø 80 X 4,5 Š.rámu 10cm	#1	845,-
	HRZR60.#	Mirror in frame	Ø 60 X 4,5 Š.rámu 6,5cm	#1	362,-
	HRZR80.#	Mirror in frame	Ø 80 X 4,5 Š.rámu 10cm	#1	495,-

MIRROR IN FRAME					
<p>NEUTRAL LED 3500-4500K SENSOR</p> <p>↔55 x ↑125 / ↔50 x ↑45 CM</p>	HRZS5045LED.#	Mirror in frame with LED and sensor switch	50 x 45 X 4,5 Š.rámu 8cm	#1	645,-
	HRZS55125LED.#	Mirror in frame with LED and sensor switch	55 x 125 X 4,5 Š.rámu 8cm	#1	918,-
	HRZS5045.#	Mirror in frame	50 x 45 X 4,5 Š.rámu 8cm	#1	328,-
	HRZS55125.#	Mirror in frame	55 x 125 X 4,5 Š.rámu 8cm	#1	521,-

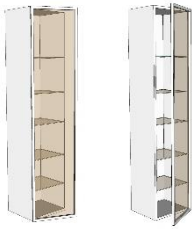
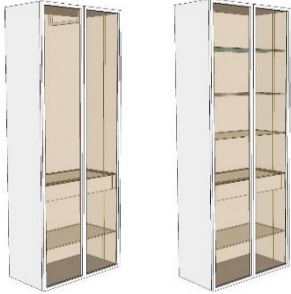

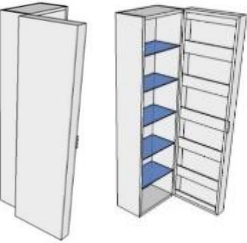
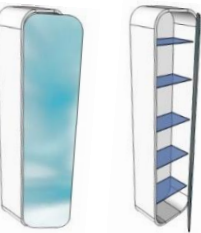
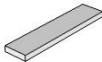
LIGHTING					
<p>NEUTRAL LED 3500-4500K</p>	LUXLAxxx.#	LED line light for mirror, IP 44, 12 V, incl.transformator, max 10,4 W	51-80X3,5X5	elox #1, #2, #3	345,- 490,-
	LUXLBxxx.#	LED line light for mirror, IP 44, 12 V, incl.transformator, 10,4 - 13 W	81-100X3,5X5	elox #1, #2, #3	384,- 534,-
	LUXLCxxx.#	LED line light for mirror, IP 44, 12 V, incl.transformator, 13 – 16,9 W	101-130X3,5X5	elox #1, #2, #3	445,- 640,-
	LUXLDxxx.#	LED line light for mirror, IP 44, 12 V, incl.transformator, 16,9 – 19,5 W	131-150X3,5X5	elox #1, #2, #3	556,- 768,-
	LUXLExxx.#	LED line light for mirror, IP 44, 12 V, incl.transformator, 19,5 – 23,4 W	151-180X3,5X5	elox #1, #2, #3	668,- 918,-
	xxx	Width in given range			
LUXLR.#	Set for light fixing into mirror frame		elox	36,-	
	Set for light fixing into ceiling, incl.transformer cover		#1, #2, #3	66,-	

CODE	FINISH
#1 LACQUER 0000 – white glossy lacquer 0000MAT – white matt lacquer	#2 NATURAL VENEER DSP – knotted oak stained „vintage“ DS0 – knotted oak natural DSB– bleached knotted oak SBO – knotted oak stained black DWD0 – oak stained wenge DBD0 – bleached oak DND0 – natural oak ND00 – walnut
ELOX – anodized aluminium	#3 SPECIAL NATURAL VENEER ECKO – smoke eucalyptus HBKO - oak old wood HBAD - oak light old wood
	* HBKO and HBAD finishes are not available for HZ60 mirrors



EXTRA CHARGE FOR COLOUR FINISH/ 1X PER ORDER REGARDLESS OF NUMBER OF ITEMS			
		CZK	EUR
Q99.xxxx.L	RAL/NCS glossy	3500,-	143,-
Q99.xxxx.MAT	RAL/NCS matt	3500,-	143,-

UNIVERSAL TALL CABINETS

	CODE	DESCRIPTION	W x H x D	FINISH	EUR	
	TC1U30L.# TC1U30L.#/ #AL	Tall cabinet, adjustable shelves in bronze glass 5 pcs, left	30X180X35	#1, #2 #3, #1, #2, #3/ #AL	1095,- 1620,-	
	TC1U30P.# TC1U30P.#/ #AL	Tall cabinet, adjustable shelves in bronze glass 5 pcs, right	30X180X35	#1, #2 #3, #1, #2, #3/ #AL	1095,- 1620,-	
	TCID30.#	Internal drawer	30X12X35	#1, #2, #3	202,-	
	TC1U40L.# TC1U40L.#/ #AL	Tall cabinet, adjustable shelves in bronze glass 5 pcs, left	40X180X35	#1, #2 #3, #1, #2, #3/ #AL	1273,- 1863,-	
	TC1U40P.# TC1U40P.#/ #AL	Tall cabinet, adjustable shelves in bronze glass 5 pcs, right	40X180X35	#1, #2 #3, #1, #2, #3/ #AL	1273,- 1863,-	
	TCID40.#	Internal drawer	40X12X35	#1, #2, #3	208,-	
	TC2U70.# TC2U70.#/ #AL	Tall cabinet, adjustable shelves in bronze glass 5 pcs	70X180X35	#1, #2 #3, #1, #2, #3/ #AL	1974,- 2760,-	
	TC2U70LED.# TC2U70LED.#/ #AL	Tall cabinet with inner lighting, adjustable shelves in bronze glass 5 pcs	70X180X35	#1, #2 #3, #1, #2, #3/ #AL	2283,- 3068,-	
	TC2U70T.# TC2U70T.#/ #AL	Tall cabinet, adjustable shelves in bronze glass 2 pcs, ceiling clothes bar	70X180X35	#1, #2 #3, #1, #2, #3/ #AL	1722,- 2508,-	
	TC2U70TLED.# TC2U70TLED.#/ #AL	Tall cabinet with inner lighting, adjustable shelves in bronze glass 2 pcs, ceiling clothes bar	70X180X35	#1, #2 #3, #1, #2, #3/ #AL	2055,- 2840,-	
	TCID70.#	Internal drawer	70X12X35	#1, #2, #3	226,-	
	TC2U100.# TC2U100.#/ #AL	Tall cabinet, adjustable shelves in bronze glass 5 pcs	100X180X35	#1, #2 #3, #1, #2, #3/ #AL	2531,- 3512,-	
	TC2U100LED.# TC2U100LED.#/ #AL	Tall cabinet with inner lighting, adjustable shelves in bronze glass 5 pcs	100X180X35	#1, #2 #3, #1, #2, #3/ #AL	2839,- 3821,-	
	TC2U100T.# TC2U100T.#/ #AL	Tall cabinet, adjustable shelves in bronze glass 2 pcs, ceiling clothes bar	100X180X35	#1, #2 #3, #1, #2, #3/ #AL	2170,- 3152,-	
	TC2U100TLED.# TC2U100TLED.#/ #AL	Tall cabinet with inner lighting, adjustable shelves in bronze glass 2 pcs, ceiling clothes bar	100X180X35	#1, #2 #3, #1, #2, #3/ #AL	2479,- 3460,-	
	TCID100.#	Internal drawer	100X12X35	#1, #2, #3	250,-	
		TL3L.#	Tall cabinet with door shelves, left	40X140X30	#1, #2 #3	1405,- 1756,-
		TL3P.#	Tall cabinet with door shelves, right	40X140X30	#1, #2 #3	1405,- 1756,-
	HS1ZL.#	Tall cabinet with double sided mirror door and glass shelves- left	40X165X24	#1, #2, #3*	1229,-	
	HS1L.#	Tall cabinet with non mirror door and glass shelves- left		#1, #2, #3*	1229,-	
	HS1ZP.#	Tall cabinet with double sided mirror door and glass shelves- right	40X165X24	#1, #2, #3*	1229,-	
	HS1P.#	Tall cabinet with non mirror door and glass shelves- right		#1, #2, #3*	1229,-	
	P01xxx.#	Shelf incl. hidden fixing	30-60X3,8X15	#1, #2 #3	163,- 211,-	
	P02xxx.#	Shelf incl. hidden fixing	61-90X3,8X15	#1, #2 #3	195,- 269,-	
	P03xxx.#	Shelf incl. hidden fixing	91-120X3,8X15	#1, #2 #3	224,- 326,-	

↔ 30 / 40 CM

↔ 70 / 100 CM

SHELF WITH HIDDEN FIXING

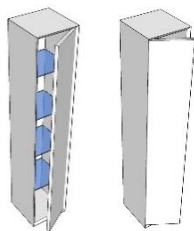
↔ 30 - 120 CM

xxx

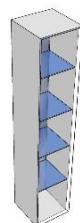
Width in given range

UNIVERSAL TALL CABINETS

CODE	DESCRIPTION	W x H x D	FINISH	EUR
MD35150P.##	Tall cabinet with glass shelves- right	35X150X30	#1 / #1,#2	1052,-
			#1 / #G, #3	1180,-
			#1 / #4	1263,-
			#5 / #1,#2	1099,-
			#5 / #G, #5	1227,-
MD35150L.##	Tall cabinet with glass shelves- left	35X150X30	#5 / #4	1310,-
			#1 / #1,#2	1052,-
			#1 / #G, #3	1180,-
			#1 / #4	1263,-
			#5 / #1,#2	1099,-
			#5 / #G, #5	1227,-
			#5 / #4	1310,-



MDO35150.#	Tall cabinet with open glass shelves mirror back-bronze mirror	35X150X30	#1	933,-
		35X150X30	#5	980,-



Q74F.W	Towel rail - vanity fixing	40X1X5	Steel, white matt	113,-
Q74W.W	Towel rail - wall fixing	40X1X5	Steel, white matt	113,-



CODE

FINISH

BODY FINISH

FRONT FINISH

#1 LACQUER
0000 – white glossy lacquer
0000MAT – white matt lacquer

#2 NATURAL VENEER
DSP – knotted oak stained „vintage“
DS0 – knotted oak natural
DSB– bleached knotted oak
DSC – dub sukací černý
DWD0 – oak stained wenge
DBD0 – bleached oak
DND0 – natural oak
ND00 – walnut

#3 SPECIAL NATURAL VENEER
ECKO – smoke eucalyptus
HBKO - oak old wood
HBAD - oak light old wood

#4 GROOVES
DNVV – natural oak veneer with grooves
V0000 – white glossy lacquer with grooves
V0000MAT – white matt lacquer with grooves

* HBKO and HBAD finishes are not available for HS1L and HS1P cabinets

#AL ALUMINIUM FRAME
ALBK – bronze glass in black frame
ALWK – bronze glass in white frame

#G GLASS
G RAL – satin extraclear glass lacquered (specify RAL/NCS)
ZKK – bronze mirror
S3DB – 3D white matt glass
S3DK – 3D black matt glass

MD35150L.##

FINISH

TC1U30P.#


EXTRA CHARGE FOR COLOUR FINISH/ 1X PER ORDER REGARDLESS OF NUMBER OF ITEMS

		CZK	EUR
Q99.xxxx.L	RAL/NCS glossy	3500,-	143,-
Q99.xxxx.MAT	RAL/NCS matt	3500,-	142,-

	CODE	DESCRIPTION	W x H x D	FINISH	EUR
	CP7210	Corian washbasin with overflow and Corian drain cover	Ø 35	Corian GW	557,-
	C815	Corian washbasin with overflow	52x37	Corian GW	496,-
	CS7610	Corian washbasin with overflow and Corian drain cover	54x32	Corian GW	799,-
	CS7110	Corian washbasin with overflow	45x30	Corian GW	631,-
	CS7120	Corian washbasin with overflow	55x32	Corian GW	642,-
NECESSARY ACCESSORIES					
	A395B	Click-clack drain		White glossy	56,-
	CORL03	Corian washbasin without overflow, with Corian drain cover	80x29,5	Corian GW	1034,-
	CORL04	Corian washbasin without overflow, with Corian drain cover	50x29,5	Corian GW	963,-



C815



CS7610



CP7210



CORL03, CORL04





CS7110, CS7120

WASHBASINS

	CODE	DESCRIPTION	W x H x D	FINISH	EUR
	SEL0200A	Ceramic washbasin without overflow	55X15X42	White glossy	430,-
	NECESSARY ACCESSORIES				
	PUL00A	Free-flow drain with ceramic drain cover		White glossy	70,-
	SEL0300A	Ceramic washbasin without overflow	55X24X40	White glossy	525,-
	NECESSARY ACCESSORIES				
	PUL00A	Free-flow drain with ceramic drain cover		White glossy	70,-
	SEL0400A	Ceramic washbasin without overflow	70X13X40	White glossy	490,-
	NECESSARY ACCESSORIES				
	PUL00A	Free-flow drain with ceramic drain cover		White glossy	70,-
	SEL0700A	Ceramic washbasin without overflow	Ø 40X18	White glossy	380,-
	NECESSARY ACCESSORIES				
	PUL00A	Free-flow drain with ceramic drain cover		White glossy	70,-
	SEL1100/1A	Ceramic washbasin without overflow	45X15X45	White glossy	405,-
	NECESSARY ACCESSORIES				
	PUL00A	Free-flow drain with ceramic drain cover		White glossy	70,-
	SEL1200/1A	Ceramic washbasin without overflow	60X15X45	White glossy	11375,- 455,-
	NECESSARY ACCESSORIES				
	PUL00A	Free-flow drain with ceramic drain cover		White glossy	1750,- 70,-
	POD 60x38	Ceramic washbasin without overflow	60X15X38	White glossy	7625,- 305,-
	NECESSARY ACCESSORIES				
	PUL00A	Free-flow drain with ceramic drain cover		White glossy	1750,- 70,-
	NUV200/AP6	Ceramic washbasin without overflow	60X16X40	White glossy	8217,- 322,-
	NECESSARY ACCESSORIES				
	PILTR	Free-flow drain with drain cover		Chrome	1505,- 59,-
	TRLO100A	Ceramic washbasin without overflow	Ø 40X18	White glossy	10750,- 430,-
	TRLO103A			Black matt	16125,- 645,-
	NECESSARY ACCESSORIES				
	PUL00A	Free-flow drain with ceramic drain cover		White glossy	1750,- 70,-
PUL03A	Black matt		2250,- 90,-		
	TRLO200A	Ceramic washbasin without overflow	38X38X15	White glossy	9875,- 395,-
	TRLO203A			Black matt	14875,- 595,-
	NECESSARY ACCESSORIES				
	PUL00A	Free-flow drain with ceramic drain cover		White glossy	1750,- 70,-
PUL03A	Black matt		2250,- 90,-		

WASHBASINS

	CODE	DESCRIPTION	W x H x D	FINISH	EUR
	CML0500A	CAMEO ceramic washbasin no overflow no taphole	60X14X50		555,-
	CML0500/1A	CAMEO ceramic washbasin no overflow with taphole	60X14X50		570,-
	NECESSARY ACCESSORIES				
	PI4UC00A	Free flow ceramic drain glossy white			80,-
	CML0600A	CAMEO ceramic washbasin no overflow no taphole	75X14X50		620,-
	CML0600/1A	CAMEO ceramic washbasin no overflow with taphole behind washbasin	75X14X50		635,-
	NECESSARY ACCESSORIES				
	PI4UC00A	Free flow ceramic drain glossy white			80,-
	CML0400A	CAMEO ceramic washbasin no overflow no taphole	75X14X40		600,-
	CML0400/1A	CAMEO ceramic washbasin no overflow with taphole on right	75X14X40		615,-
	NECESSARY ACCESSORIES				
	PI4FC00A	Free flow ceramic drain glossy white			80,-
	CML0700A	CAMEO ceramic washbasin no overflow no taphole	90X14X50		715,-
	CML0700/1A	CAMEO ceramic washbasin no overflow with taphole behind washbasin	90X14X50		730,-
	NECESSARY ACCESSORIES				
	PI4UC00A	Free flow ceramic drain glossy white			80,-
	CML0800A	CAMEO ceramic washbasin no overflow no taphole	120X14X50		1010,-
	CML0800/1A	CAMEO ceramic washbasin no overflow with taphole behind washbasin	120X14X50		1025,-
	NECESSARY ACCESSORIES				
	PI4UC00A	Free flow ceramic drain glossy white			80,-

MATERIAL CHARACTERISTICS AND MAINTENANCE

Dimensional tolerances:

Ceramic washbasins: Dimensional and geometrical tolerances are +/- 1%

Furniture: Dimensional tolerance is +/- 3 mm. Due to the technical properties of the materials used (natural veneer, solid wood, lacquered and oiled surfaces, resin surfaces, lacquered glass, etc.) it is not possible to ensure an identical shade for different products and in different deliveries. Finishes are subject to change due to time and light. New deliveries may not match previous colours. Samples of finishes are only informative.

Lacquer surfaces in RAL, NCS

MDF board or laminated chipboard with edging coated in several layers of polyurethane lacquer. Despite its considerable resistance it requires careful maintenance. Matt and dark shades require careful handling. The surfaces should be cleaned with minimum amount of water and dry soft cloth. Any spilled liquid must be wiped off instantly. Do not use abrasive cleaning products. Make sure that the surfaces are not scratched or lacquer is not damaged. To remove stains, use diluted soapy water made from 1/4 soap powder and 1 litre lukewarm water. Do not use solvents.

Natural veneer

Natural wood, 0,6 mm thick veneer pressed onto a substrate (MDF, particleboard). Surface finish in semi-gloss water-based lacquer, possibly stained. Veneer is a natural material, variations in colour or structure are not quality flaws but its natural characteristics and are not subject to warranty claims. Each piece of furniture is unique. Wood and veneer are sensitive to UV light. In the first 6-8 weeks of light exposure the surface should be kept free of any objects and decorations. Uneven absorption of sun rays might leave permanent traces. The shade typical for a given wood develops over a certain time. Wood and veneer are highly sensitive to liquids. The surfaces should be cleaned with minimum amount of water and dry soft cloth. Any spilled liquid must be wiped off instantly. Do not use abrasive cleaning products. Make sure that the surfaces are not scratched. For cleaning and maintenance, use the detergent suitable for wooden surfaces. We recommend to use the detergent on non visible surface first. Do not use solvents.

Steelsheet STL.RAL

Natural cold-rolled steel sheet 3 mm thick, coated in powder colour. Matt and dark shades require more maintenance. Do not use abrasive cleaning products. Make sure that the surfaces are not scratched or lacquer is not damaged. To remove stains, use diluted soapy water. Do not use solvents.

Corian

DuPont Corian is a solid, non-porous, homogeneous material composed of approximately 1/3 acrylic resin (polymethylmethacrylate PMMA) and 2/3 natural minerals, particularly aluminum trihydrate (ATH) derived from bauxite. Since its introduction in 1967 it has consistently proved its durability. DuPont Corian is resistant to most impacts, scratches and other types of everyday surface wear and tear. DuPont Corian is a non-porous material strong through its entire thickness. Its processing gives it seamless appearance, which provides high hygiene of the surface. It does not promote the growth of bacteria, mould or mildew. It has been certified by an independent laboratory as a hygienic material according to the international norm . DIN EN ISO 846. DuPont Corian is inert and nontoxic. Under normal temperatures it does not emit hazardous air pollutants. Surfaces made from DuPont Corian are restorable, i.e. they can be fully restored to the original state with ordinary mild abrasive cleansers. Clean with moist soft cloth and common cleaners. More resistant stains (wine, vinegar, nail varnish, tea, coffee, cigarette burns, etc.) can be removed by a soft abrasive cleaning pad (Scotchbrite™) and a mild abrasive cleaning product. Rinse surface with clean water and dry with a soft cloth. Do not use aggressive chemicals, such as acetone, trichloroethylene or strong acids. Matt and dark shades require more care.

Extra clear lacquered glass 6 mm thick (Float 10 mm for kitchen worktops)

Extra clear and float satin glass 6 mm thick, its underside lacquered by acrylic lacquer in RAL. It is lacquered by hand and the supplier reserves the right to the possible occurrence of minor faults in the applied lacquer (different colour dots smaller than 1 mm² in the maximum amount of 10 mm² per 1 m² of glass). Owing to the basic characteristics of the primary raw material (clear float glass – perceptible greenish hue, extra clear glass – slight colouring), the supplier reserves the right to minor variations in colour. In case of additional orders, a 100% match of the glass hue cannot be guaranteed due to different colouring of the basic material. In order to safeguard better properties, the glass is usually tempered. In some cases, however, tempering is not possible (e.g. large cut-outs for washbasins). Production tolerance of glass is +/- 2 mm. The offset of glass from surrounding objects is +/- 3 mm. Lacquer is applied on the reverse side, that is why you can clean the glass by commonly used glass detergents. However, highly alkaline cleaners or strong acid-based cleaners are not suitable, as they are aggressive and cause irreversible corrosion. Abrasive cleaners are not suitable either (e.g. abrasive sands, abrasive cleaning pads). Thermal resistance of tempered glass is 200°C. Despite the fact that tempered glass is up to 7 times more resistant to surface damage, its surface is not hard enough to prevent scratches from sharp objects, such as grains of sand or hard metals.

HPL laminate

Multi-layered material composed of decorative paper impregnated with melamine resin and sodium sulphate papers impregnated with phenolic resin. It is covered by a special overlay layer. These layers are compressed at a high pressure (<MPa) and temperature (140-150°C). The resulting material is hardwearing, homogenous, hygienic, colour stable, heat resistant (up to 180°C), non-porous and easy to maintain. It can be used to make worktops. We use 0,8 - 0,9 mm thick HPL laminates. Clean with a moist soft cloth and diluted soapy water. Rinse surface with clean water and dry with a soft cloth. Do not use aggressive chemicals and abrasive detergents. Matt and dark shades require higher maintenance. Any scratches are more visible.

Compact laminate

Multi-layered material composed of decorative paper impregnated with melamine resin, several phenolic-resin impregnated core layers and a special overlay layer. These layers are compressed at a high pressure (<MPa) and temperature (140-150°C). The resulting material is hardwearing, homogenous, hygienic, colour stable, heat resistant (up to 180°C), non-porous and easy to maintain. It can be used to make worktops. We use 6 mm thick HPL laminate boards. Clean with a moist soft cloth and diluted soapy water. Rinse surface with clean water and dry with a soft cloth. Do not use aggressive chemicals and abrasive detergents. Matt and dark shades require higher maintenance. Any scratches are more visible.

Solid wood

Solid wood panels from broadleaved or coniferous trees. Solid wood panels may contain knots and cracks. Remember that wood is a beautiful natural material and variations in colour or structure are not quality flaws but its natural characteristics and do not constitute ground for warranty claims. Wood and veneer are affected by light. During the first 6-8 weeks when the furniture is exposed to ambient light, the surface should be left free of objects and decorations. Uneven absorption of the sun's rays could lead to the formation of permanent traces. Wood and veneer are highly sensitive to liquids. The surfaces should be cleaned with minimum amount of water and dry soft cloth. Any spilled liquid must be wiped off instantly. Do not use abrasive cleaning products. Make sure that the surfaces are not scratched or lacquer is not damaged. For cleaning and maintenance, use the detergent suitable for wooden surfaces. We recommend to use the detergent on non visible surface first. Do not use solvents.

MAINTENANCE

The furniture is designed for bathroom use but is not made to be in constant contact with water. In case of water leaks into furniture or in case of water spills the water must be immediately wiped off with a dry soft cloth. Defects caused by long-term or repeated exposure to water are not subject to warranty claims. Use moist, non-abrasive cloth and non-abrasive cleaners. It is recommended to regularly treat wooden surfaces (solid wood, veneer) with specially formulated wood cleaners (e.g. Pronto). Mirrors should be cleaned with non-abrasive cleaners designed for this purpose. **For more info on maintenance refer to the material characteristics.** As a general rule, matt and dark shades require higher maintenance.

This pricelist replaces all previous pricelist editions. The prices are EX WORKS and do not include VAT. All products and services supplied and provided by Le bon, spol. s r.o. is governed by these Terms and Conditions. By sending the order the client agrees with the terms and conditions

Orders

The order is accepted when Lebon, spol. s r.o. acknowledges receipt in writing (by mail, by post). The delivery date specified in the order confirmation is only indicative and non-binding. Terms may vary based on current situation. Damage for late delivery is excluded.

Payments

The payment is considered to be made at the moment of crediting the funds to the Seller's account or on the day of depositing the cash at the Seller's box office. In the event of a Buyer's default with payments, Lebon, s.r.o. reserves the right to suspend or cancel deliveries. Possible complaints do not justify withholding payments.

Deliveries

The goods are delivered EX WORKS. If Le bon, spol. s r.o. secures transportation to the buyer, passes the risk of loss and damage to the buyer at the moment of handing over the goods to the first carrier. The Buyer is obliged to check the shipment together with the carrier immediately upon delivery and record any discrepancies or damage in the shipping note and inform Le bon, spol. s r.o.

Reservation of ownership

Le bon, spol. s r.o. is entitled to the goods delivered until all obligations of the Buyer arising at the time of conclusion of the contract are paid, including the obligations arising from the additions and additional orders as of that date.

Claims

Buyer's claims for defects in the goods may only be claimed if the buyer duly fulfills his / her complaint obligations and allows the goods to be inspected. The Buyer is obliged to notify the Seller of any defects immediately. The Buyer is not entitled to interfere with the product in anyway. Changes made to the product by the purchaser will void the warranty. If the delivered goods have defects, the Buyer has the following rights:

The Buyer is entitled to receive replacement performance. The vendor, at its option, will perform the repair of the defects by repair, delivery of a new part of the product or delivery of a new perfect product. Replaced original parts of the product are the property of the seller. The Buyer is obliged to provide the Seller with sufficient time and cooperation to carry out the necessary repairs and spare parts at his request. Otherwise, the Seller is not responsible for the consequences. If the repair is not successful, the Buyer is entitled to withdraw from the contract or request a discount on the purchase price. However, withdrawal from the contract is excluded if the breach of the contract by the Seller is irrelevant. Minor defects in wood (natural veneers), squeegees, etc. are a natural feature of these materials and are not a reason for complaint. Some surfaces are more sensitive than others and are more easily damaged. For this reason, they require more care. Le bon, spol. s r.o. is not liable for damages caused by natural wear, improper use, faulty assembly by a third party, improper or insufficient care, excessive load, chemical or electrical influences, unless caused by the Seller.

DESIGNED AND MADE IN BRNO, CZECH REPUBLIC

SALES DEPARTMENT:

CZ: Petr Pelíšek
+420 605 259 501 pelisek@lebon.cz

SHOWROOM, EXPORT: Klára Nováková
+420 603 810 583 novakova@lebon.cz

SHOWROOM BRNO, ZÁBRDOVICKÁ 15/16
+420 544 527 612
info@lebon.cz

CUSTOMER SERVICE:

Ing. Eva Kráčmarová
objednavky@lebon.cz
+420 602 730 785 kracmarova@lebon.cz

ACCOUNTING:
Vlasta Muchová
muchova@lebon.cz

The producer reserves the right of misprints and changes of technical specifications without prior notification.

LE BON, spol. s r.o., Zábrdovická 16, 615 00 Brno, Czech Republic tel.: +420 544 527 611 – 2, e-mail: info@lebon.cz, www.lebon.cz

